
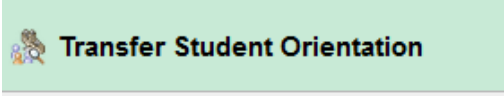

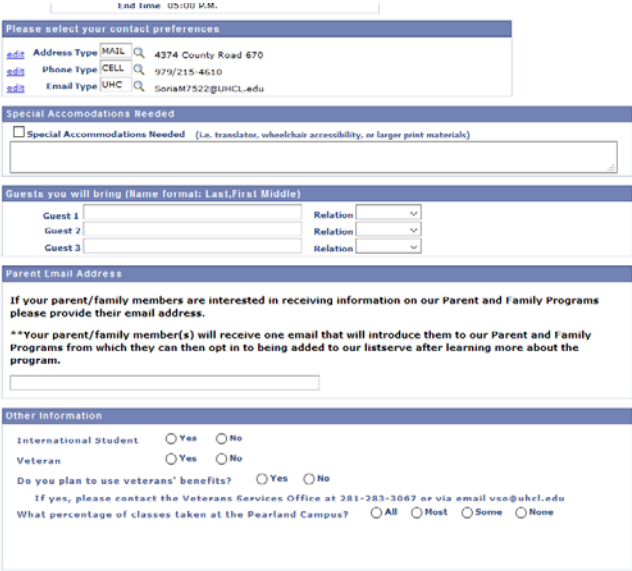




Registering for TSO (Transfer Student Orientation)

Steps	Descriptions
1.	Access the UHCL E-Services page at www.uhcl.edu/eservices . Enter your UHCL network ID and password or your 7 digit ID and password.
2.	Click on the Orientation tile 
3.	On the left side menu bar, select Transfer Student Orientation 
4.	To select an Orientation time, click on the lookup under Please select an Orientation session. 
5.	Please update any contact information, enter any Special Accommodations, Guest Information and complete the Other Information section. 

6.	Once all information has been completed, click on Submit .
7.	<p>You will receive a confirmation message and a link to pay your guest registration fee.</p> <p>Thank you for registering for Transfer Student Orientation (TSO). You are now confirmed to attend your session. Please continue to check your UHCL email for details regarding TSO. We look forward to seeing you at Transfer Student Orientation!</p> <p>As a reminder, you must register and pay for any guests that will be attending with you using the links below:</p> <p>If you are attending on Thursday, January 5 from 1pm-6pm, click here</p> <p>If you are attending on Saturday, January 14 from 8am-1pm, click here</p> <p>Please note that students do not have to pay a \$20 - only pay if you are bringing a guest.</p>
8.	Click on  or  to return to the Home Page.