







Registering for International Student Orientation

Steps	Descriptions								
1.	<p>Go to www.uhcl.edu/eservices</p> <p>Enter your UHCL ID and password or your 7digit ID and password</p>								
2.	<p>Click on the Orientation Tile</p> <div style="border: 1px solid black; padding: 5px; width: fit-content;"> <p>Orientation</p>  </div>								
3.	<p>On the left side bar menu, click on the International Stu Orientation</p> <div style="border: 1px solid black; padding: 5px; width: fit-content;">  International Stu Orientation </div>								
4.	<p>You will be taken to the main registration page. To register for a session follow steps 1-13 below.</p> <p>To select a New Student Orientation time, click on the magnifying glass  next to the *Schedule box.</p> <div style="border: 1px solid black; padding: 5px; width: fit-content;"> <p style="background-color: #4a7ebb; color: white; padding: 2px;">Please select a New Student Orientation time</p> <p>*Schedule <input type="text" value=""/> </p> <p>Event *Select your preferred time</p> <p>Meeting Date</p> <p>Start Time</p> <p>End Time</p> </div> <p>The system will list available times. Click on one of the options.</p> <div style="border: 1px solid black; padding: 5px; width: fit-content;"> <p>Search Results</p> <p>View 100 First  1 of 1  Last</p> <table border="1" style="width: 100%; border-collapse: collapse;"> <thead> <tr> <th style="background-color: #4a7ebb; color: white;">Meeting Date</th> <th style="background-color: #4a7ebb; color: white;">Start Time</th> <th style="background-color: #4a7ebb; color: white;">End Time</th> <th style="background-color: #4a7ebb; color: white;">Description</th> </tr> </thead> <tbody> <tr> <td style="color: blue;">08/27/2012</td> <td style="color: blue;">08:00</td> <td style="color: blue;">02:30</td> <td style="color: blue;">Fall2012 Int'l Stdnt Om 8/27</td> </tr> </tbody> </table> </div>	Meeting Date	Start Time	End Time	Description	08/27/2012	08:00	02:30	Fall2012 Int'l Stdnt Om 8/27
Meeting Date	Start Time	End Time	Description						
08/27/2012	08:00	02:30	Fall2012 Int'l Stdnt Om 8/27						

5.

Verify that the contact information under the Contact Preferences section is correct.

If you need to update any of the entries, click on the **edit** link next to the contact information you want to update.

Please select your contact preferences			
edit	Address	MAIL	6
edit	Phone Type	HOME	2
edit	Email Type	OTHR	d

Make updates as needed, click **SAVE**.

6.

You can request Airport Pickup by completing the registration form on the OIAP website. The link is provided in the Airport Pickup information box.

Airport Pickup

Airport Pick-Ups are a courtesy shuttle service we offer to all NEW international students who will be making their first trip to UHCL. If you will need transportation once you arrive in Houston, please [click here](#) and complete the Airport Pick-Up registration form.

You will be taken to the Confirmation page indicating that your registration was received.