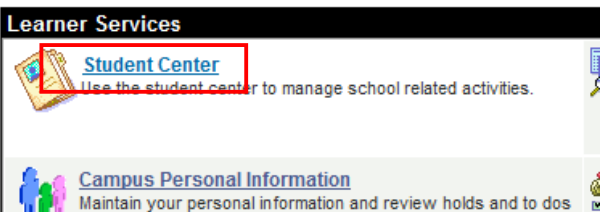

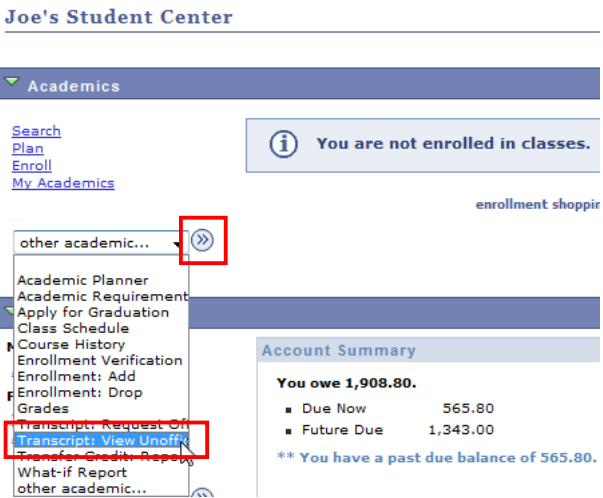
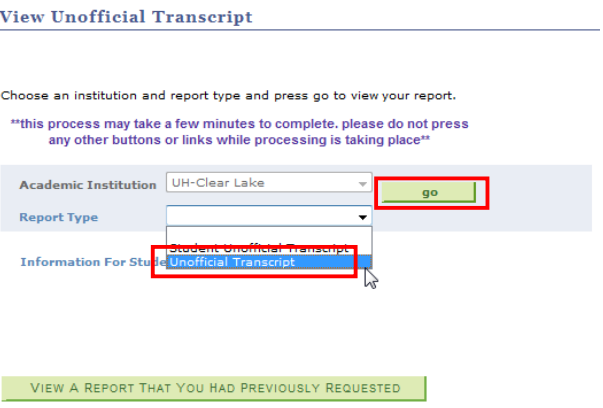


Viewing Unofficial Transcript

After logging into E-Services, you can use the **Student Center** to view unofficial transcript.

Steps	Illustrations
<p>1. Under the Learner Services section, Click on Student Center</p>	
<p>2. In Academics section, click on Transcript: View Unofficial from the dropdown menu. Click on .</p>	
<p>3. Select Unofficial Transcript from the Report Type dropdown menu. Click on Go.</p>	
<p>4. Unofficial transcript will display.</p>	