



ProctorU Test-Taker Experience

Preparation

ProctorU Account Creation

- Prior to exam day, create a ProctorU account
 - To create your ProctorU account go to go.proctoru.com and click [New User? Sign Up Here.](#)

Install the ProctorU Extension

In order to use ProctorU, you will need the [Google Chrome Extension](#) or [Firefox Extension](#).

Technical Equipment Check

Be sure to test your technical equipment prior to exam day. You can do so by logging into your ProctorU account and clicking on the [Test Your Equipment](#) button.

Schedule Your Exam

1. Sign into your ProctorU account
2. Confirm your Institution
3. Search for the name of your exam/quiz
4. Choose your appointment day/time and confirm

Exam Day

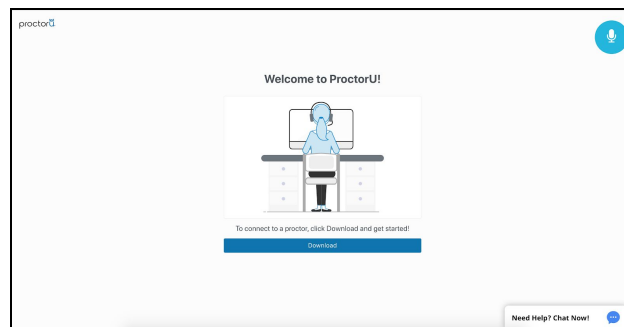
On the day of your exam, log in to your ProctorU account.

1. Click the [Start Session](#) button
 - a. You will be redirected to a page to begin the proctoring process
2. Your browser will prompt you to share your screen, select the screen you want to share and continue
3. Follow the ProctorU pre-check steps for launching your exam by reading each screen and following the prompts

ProctorU Pre-Checks

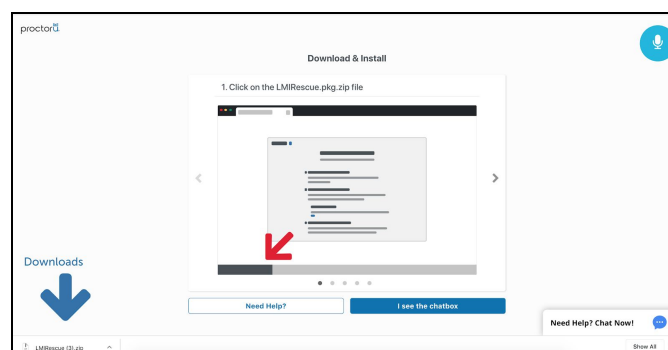
1. Welcome to ProctorU

- a. Click [Download](#) in order to proceed



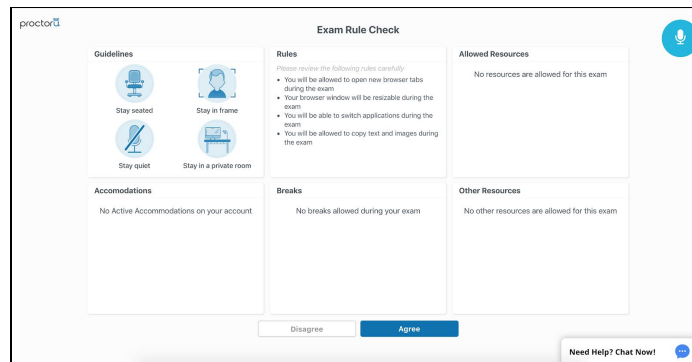
2. Download & Install

- a. Follow the prompts in order to download and run the applet that will connect you to your proctor. Once you have downloaded the applet, press [I see the chatbox](#) to continue



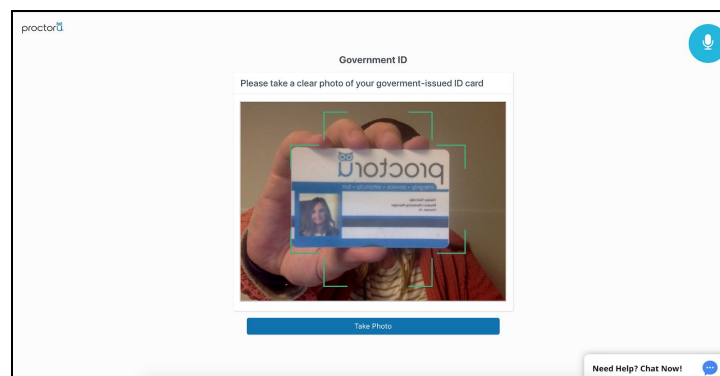
3. Exam Rule Check

- a. Review your exam information (such as rules, resources, accommodations, breaks, etc) and press [Agree](#) to continue



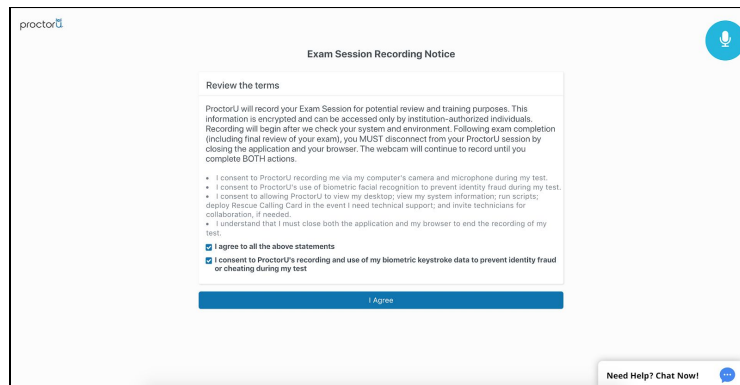
4. Government ID

- a. Place your government issued ID in the viewfinder and press [Take Photo](#)



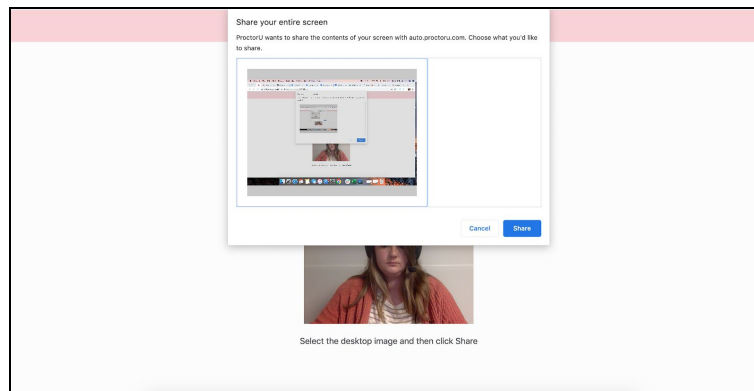
5. Recording Notice

- You will need to acknowledge ProctorU's recording notice - press **Agree** to continue



6. Share Screen

- To share your screen press the Share button within your browser



7. Terms of Service

- You will be prompted to agree to the ProctorU Terms of Service and Privacy Policy - check the boxes and press **I Agree** to continue

8. Good Luck

- Your proctor will be with you shortly!