

Blackboard Test Server Certificate Warning Information

Training courses and the development of all new **FULLY ONLINE** course are conducted within UHCL's Blackboard test server system, rather than in the production environment in which credit courses are delivered. To access the Blackboard test server, open your preferred supported web browser and go to the following URL: <https://bbtrain.uhcl.edu>.

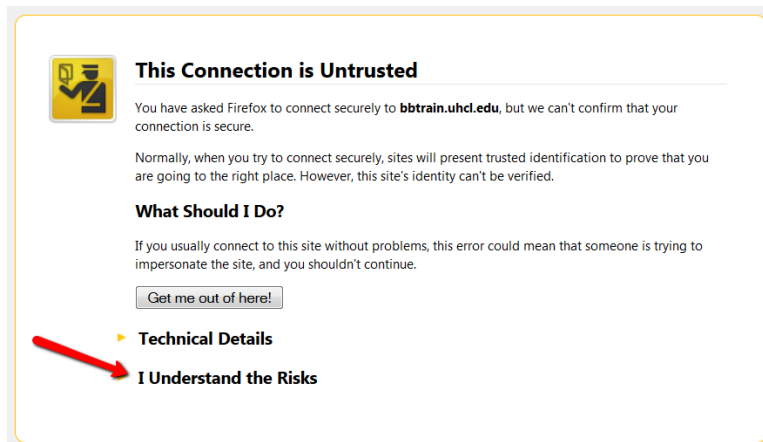
NOTE: UHCL employs a "self-signed" Secure Socket Layer (SSL) certificate for the test server. As defined by Symantec (2012), "this is a certificate that is generated for internal purposes and is not issued by a Certificate Authority (CA). Since the website owner [in this case, UHCL] generates their own certificate, it does not hold the same weight [with your browser] as a fully authenticated and verified SSL certificate issued by a CA" (p. 5). However, UHCL has the utmost confidence in the self-signed certificate that we use for the Blackboard test server and the protection that it provides. However, the result of using self-signed certification is that your browser will likely present you with a warning screen when you first attempt to navigate to the Blackboard test server. The warning screen varies from browser to browser, but will likely look like one of the following. Red arrows on each image indicate where you should click to continue.

Chrome –



Firefox –

NOTE: As shown below, Firefox users will actually face three screens that require action before you will be directed to the test server.





This Connection is Untrusted

You have asked Firefox to connect securely to **bbtrain.uhcl.edu**, but we can't confirm that your connection is secure.

Normally, when you try to connect securely, sites will present trusted identification to prove that you are going to the right place. However, this site's identity can't be verified.

What Should I Do?

If you usually connect to this site without problems, this error could mean that someone is trying to impersonate the site, and you shouldn't continue.

[Get me out of here!](#)

► Technical Details

▼ I Understand the Risks


If you understand what's going on, you can tell Firefox to start trusting this site's identification. **Even if you trust the site, this error could mean that someone is tampering with your connection.**

Don't add an exception unless you know there's a good reason why this site doesn't use trusted identification.



[Add Exception...](#)

Add Security Exception

 You are about to override how Firefox identifies this site.
Legitimate banks, stores, and other public sites will not ask you to do this.

Server
Location: [Get Certificate](#)

Certificate Status
This site attempts to identify itself with invalid information. [View...](#)

Wrong Site
Certificate belongs to a different site, which could indicate an identity theft.

Outdated Information
Certificate is not currently valid. It is impossible to verify whether this identity was reported as stolen or lost.

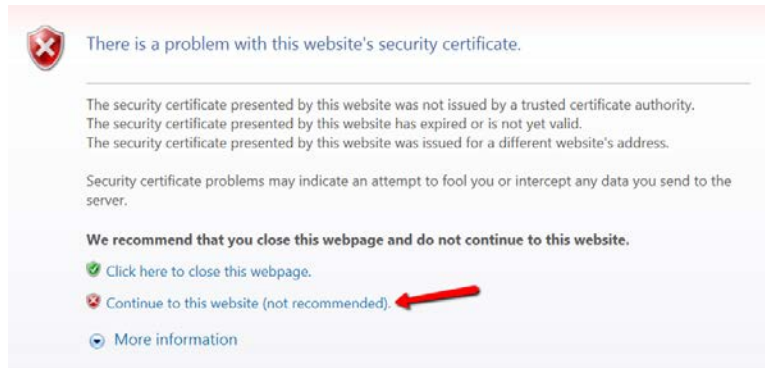
Unknown Identity
Certificate is not trusted, because it hasn't been verified by a recognized authority using a secure signature.

Permanently store this exception

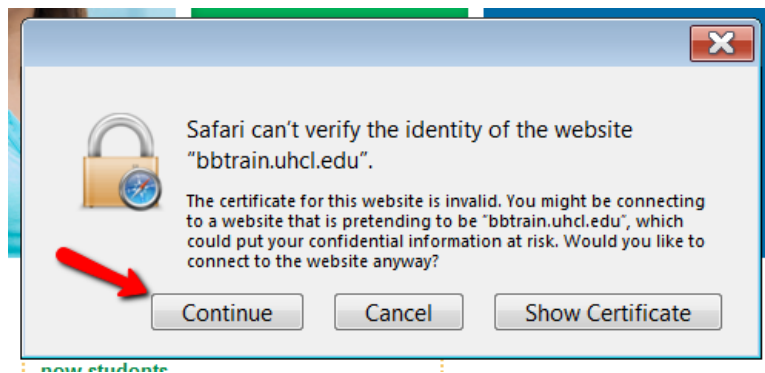
[Confirm Security Exception](#) [Cancel](#)



Internet Explorer –



Safari –



Once you have cleared your browser's security hurdle, you should arrive at the test server's Blackboard login page. You will then need to type in both your username and password. Your Blackboard username is the portion of your UHCL faculty email address that comes before "@uhcl.edu". For example, instructor Alex Williams' email address is WilliamsA@uhcl.edu and her Blackboard username is WilliamsA. Your Blackboard password will be the same password that you use or you were sent for your UHCL email account. If you have questions about your UHCL email information, please contact UCT's Support Center prior to trying to access the training to ensure that you have these two pieces of information (username and password).

You may contact the Support Center by telephone at (281) 283-2828 or by email at SupportCenter@uhcl.edu. The centers operating hours are posted at the following URL: <http://prtl.uhcl.edu/portal/page/portal/UCT>.

Once you do, simply type your username (e.g., WilliamsA) in the Username field on the login page, type your UHCL email password into the Password field, and then click the Login button.