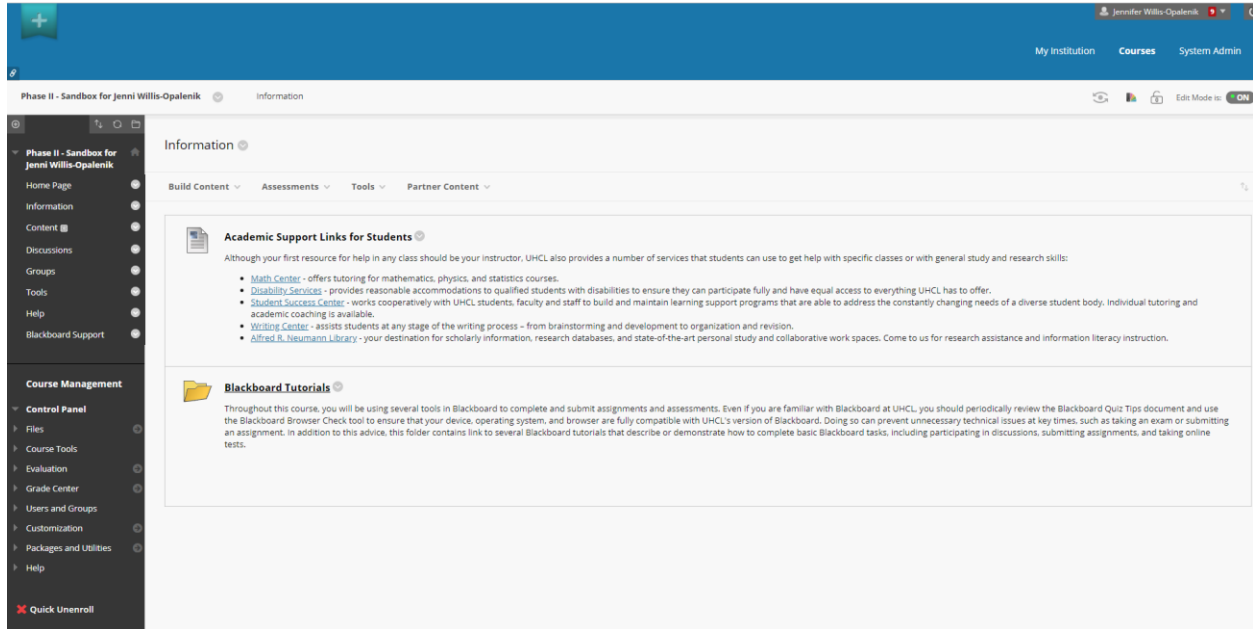


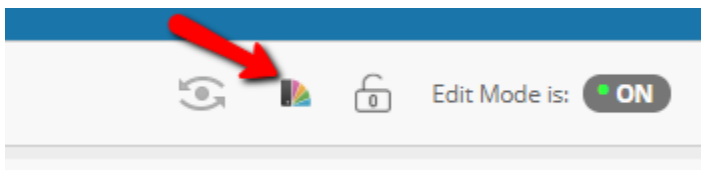
Fixing “Blacked Out” Course Menus

The following screen capture shows Blackboard’s new default theme for all courses in our new 2019 system.

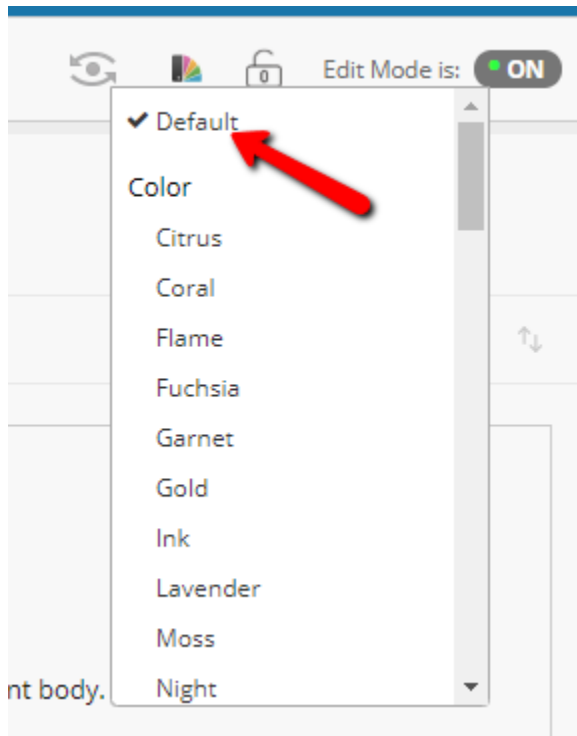


Those faculty who had been using one of the more “decorative” themes in our older Blackboard system may encounter a situation in which the links in your course menu are not visible. Use the following procedure to resolve this problem.

1. Navigate to the upper right area of your screen to the Change Course Theme icon.



2. Click the Change Course Theme icon and select the Default option, located at the top of the resulting drop down menu.



NOTE: Although Blackboard has left all of the old themes on the Course Theme menu, we have found that many of them are unstable in the new environment. Using them can cause continuing problems in the course menus and we have no timeline from Blackboard as to if/when they might address those issues. We strongly recommend that everyone use the Default theme setting in their courses.