

---

# Office of Institutional Effectiveness



University  
of Houston  
Clear Lake

## Ethnicity by Gender: Fall 2011 - Fall 2015

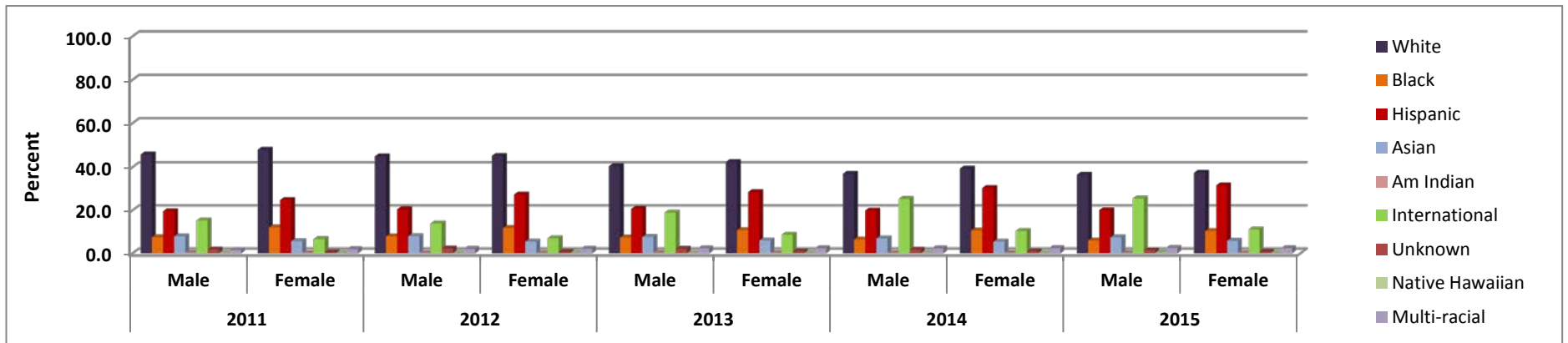
Published: November 2015

---

**University of Houston-Clear Lake**  
**Office of Institutional Effectiveness**  
**Ethnicity by Gender: Fall 2011 - Fall 2015**

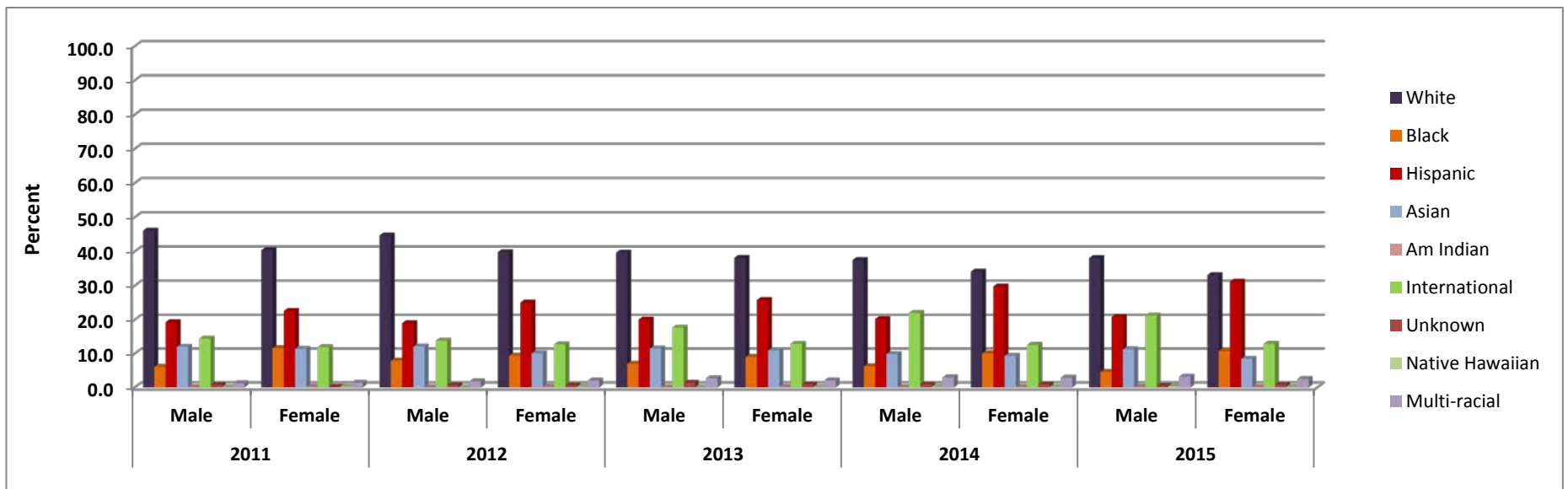
**Total UHCL**

Ethnicity	Fall 2011				Fall 2012				Fall 2013				Fall 2014				Fall 2015			
	Male		Female		Male		Female		Male		Female		Male		Female		Male		Female	
	Count	Col %	Count	Col %	Count	Col %	Count	Col %	Count	Col %	Count	Col %	Count	Col %	Count	Col %	Count	Col %	Count	Col %
White	1,354	45.9	2,516	48.1	1,289	45.0	2,390	45.2	1,181	40.5	2,224	42.4	1,212	37.0	2,121	39.4	1,273	36.6	2,030	37.4
Black	221	7.5	632	12.1	226	7.9	623	11.8	215	7.4	566	10.8	212	6.5	574	10.7	209	6.0	564	10.4
Hispanic	580	19.6	1,300	24.8	586	20.5	1,449	27.4	604	20.7	1,495	28.5	653	19.9	1,638	30.4	700	20.1	1,717	31.7
Asian	234	7.9	298	5.7	230	8.0	292	5.5	223	7.6	315	6.0	228	7.0	294	5.5	260	7.5	318	5.9
Am Indian	9	0.3	13	0.2	7	0.2	6	0.1	9	0.3	13	0.2	8	0.2	12	0.2	5	0.1	13	0.2
International	453	15.3	344	6.6	399	13.9	368	7.0	553	19.0	454	8.7	830	25.3	560	10.4	889	25.5	605	11.2
Unknown	52	1.8	25	0.5	66	2.3	37	0.7	63	2.2	49	0.9	57	1.7	52	1.0	52	1.5	41	0.8
Native Hawaiian	4	0.1	6	0.1	2	0.1	7	0.1	2	0.1	6	0.1	4	0.1	4	0.1	6	0.2	6	0.1
Multi-racial	45	1.5	99	1.9	59	2.1	117	2.2	68	2.3	124	2.4	76	2.3	130	2.4	88	2.5	130	2.4
<b>Total</b>	<b>2,952</b>	<b>100.0</b>	<b>5,233</b>	<b>100.0</b>	<b>2,864</b>	<b>100.0</b>	<b>5,289</b>	<b>100.0</b>	<b>2,918</b>	<b>100.0</b>	<b>5,246</b>	<b>100.0</b>	<b>3,280</b>	<b>100.0</b>	<b>5,385</b>	<b>100.0</b>	<b>3,482</b>	<b>100.0</b>	<b>5,424</b>	<b>100.0</b>



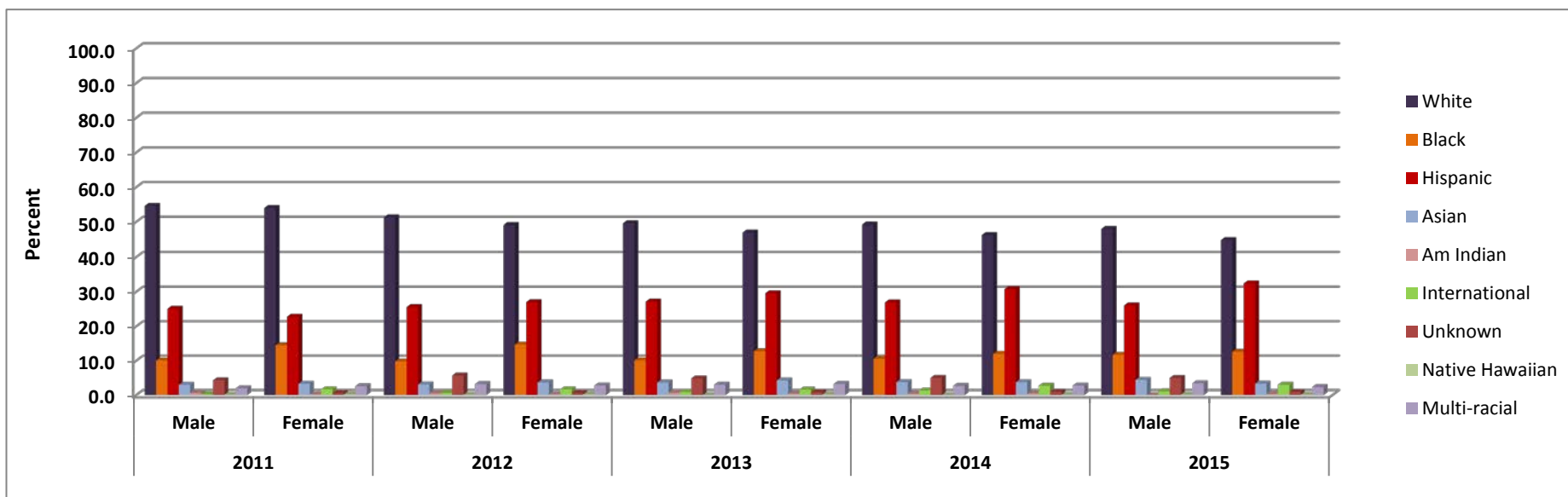
# School of Business

Ethnicity	Fall 2011				Fall 2012				Fall 2013				Fall 2014				Fall 2015			
	Male		Female		Male		Female		Male		Female		Male		Female		Male		Female	
	Count	Col %	Count	Col %	Count	Col %	Count	Col %	Count	Col %	Count	Col %	Count	Col %	Count	Col %	Count	Col %	Count	Col %
White	471	46.1	509	40.4	450	44.7	530	39.8	397	39.7	521	38.1	408	37.5	498	34.1	423	38.1	489	33.1
Black	62	6.1	146	11.6	80	7.9	125	9.4	70	7.0	123	9.0	68	6.3	147	10.1	51	4.6	159	10.8
Hispanic	197	19.3	285	22.6	191	19.0	334	25.1	201	20.1	353	25.8	220	20.2	435	29.8	232	20.9	461	31.2
Asian	123	12.0	144	11.4	122	12.1	134	10.1	115	11.5	149	10.9	107	9.8	136	9.3	125	11.3	125	8.5
Am Indian	1	0.1	2	0.2	0	0.0	2	0.2	0	0.0	2	0.1	1	0.1	2	0.1	1	0.1	2	0.1
International	147	14.4	150	11.9	139	13.8	169	12.7	177	17.7	176	12.9	239	22.0	183	12.5	236	21.2	190	12.9
Unknown	8	0.8	3	0.2	7	0.7	8	0.6	14	1.4	12	0.9	10	0.9	14	1.0	5	0.5	12	0.8
Native Hawaiian	1	0.1	3	0.2	0	0.0	3	0.2	0	0.0	2	0.1	2	0.2	2	0.1	3	0.3	2	0.1
Multi-racial	12	1.2	18	1.4	18	1.8	27	2.0	27	2.7	28	2.0	32	2.9	42	2.9	35	3.2	37	2.5
<b>Total</b>	<b>1,022</b>	<b>100.0</b>	<b>1,260</b>	<b>100.0</b>	<b>1,007</b>	<b>100.0</b>	<b>1,332</b>	<b>100.0</b>	<b>1,001</b>	<b>100.0</b>	<b>1,366</b>	<b>100.0</b>	<b>1,087</b>	<b>100.0</b>	<b>1,459</b>	<b>100.0</b>	<b>1,111</b>	<b>100.0</b>	<b>1,477</b>	<b>100.0</b>



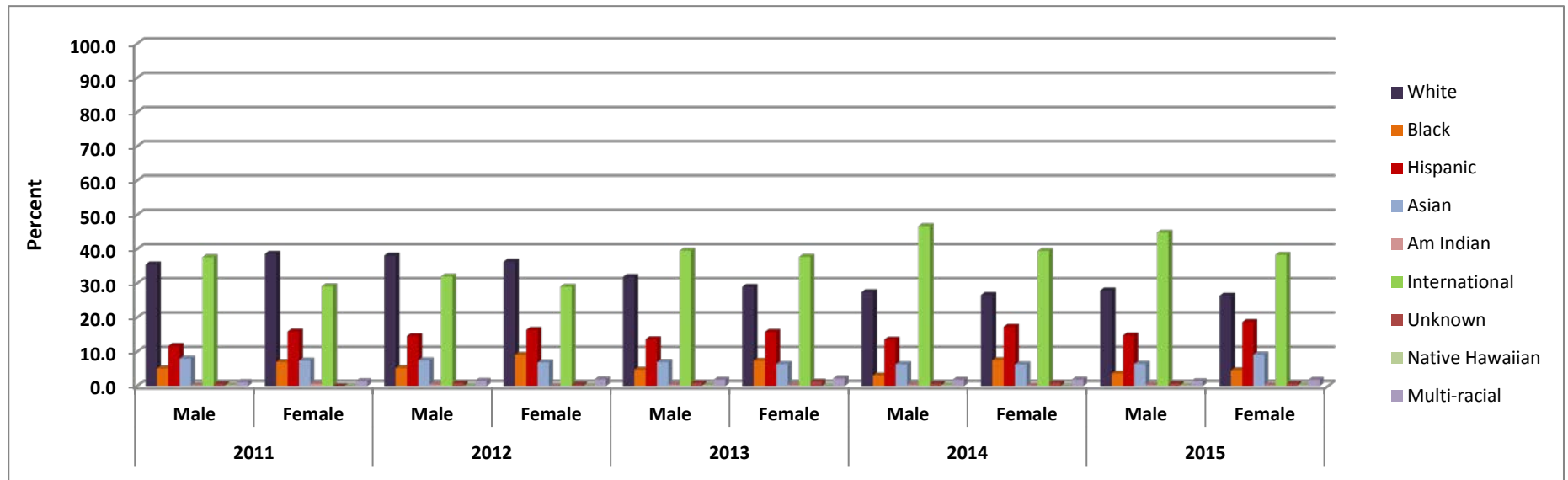
# School of Human Sciences and Humanities

Ethnicity	Fall 2011				Fall 2012				Fall 2013				Fall 2014				Fall 2015			
	Male		Female		Male		Female		Male		Female		Male		Female		Male		Female	
	Count	Col %	Count	Col %	Count	Col %	Count	Col %	Count	Col %	Count	Col %	Count	Col %	Count	Col %	Count	Col %	Count	Col %
White	460	54.6	968	54.0	429	51.3	901	49.1	378	49.6	815	47.1	364	49.3	799	46.3	349	48.1	726	44.9
Black	85	10.1	260	14.5	82	9.8	270	14.7	77	10.1	221	12.8	78	10.6	207	12.0	85	11.7	204	12.6
Hispanic	212	25.1	409	22.8	214	25.6	496	27.0	207	27.2	512	29.6	199	26.9	531	30.8	189	26.1	524	32.4
Asian	25	3.0	59	3.3	26	3.1	68	3.7	28	3.7	74	4.3	28	3.8	65	3.8	32	4.4	54	3.3
Am Indian	5	0.6	4	0.2	4	0.5	3	0.2	5	0.7	7	0.4	3	0.4	8	0.5	0	0.0	5	0.3
International	2	0.2	31	1.7	5	0.6	31	1.7	7	0.9	28	1.6	10	1.4	47	2.7	8	1.1	49	3.0
Unknown	36	4.3	11	0.6	48	5.7	11	0.6	37	4.9	15	0.9	37	5.0	17	1.0	36	5.0	15	0.9
Native Hawaiian	1	0.1	3	0.2	1	0.1	4	0.2	0	0.0	3	0.2	0	0.0	2	0.1	1	0.1	2	0.1
Multi-racial	17	2.0	47	2.6	27	3.2	51	2.8	23	3.0	56	3.2	20	2.7	48	2.8	25	3.4	38	2.4
<b>Total</b>	<b>843</b>	<b>100.0</b>	<b>1,792</b>	<b>100.0</b>	<b>836</b>	<b>100.0</b>	<b>1,835</b>	<b>100.0</b>	<b>762</b>	<b>100.0</b>	<b>1,731</b>	<b>100.0</b>	<b>739</b>	<b>100.0</b>	<b>1,724</b>	<b>100.0</b>	<b>725</b>	<b>100.0</b>	<b>1,617</b>	<b>100.0</b>



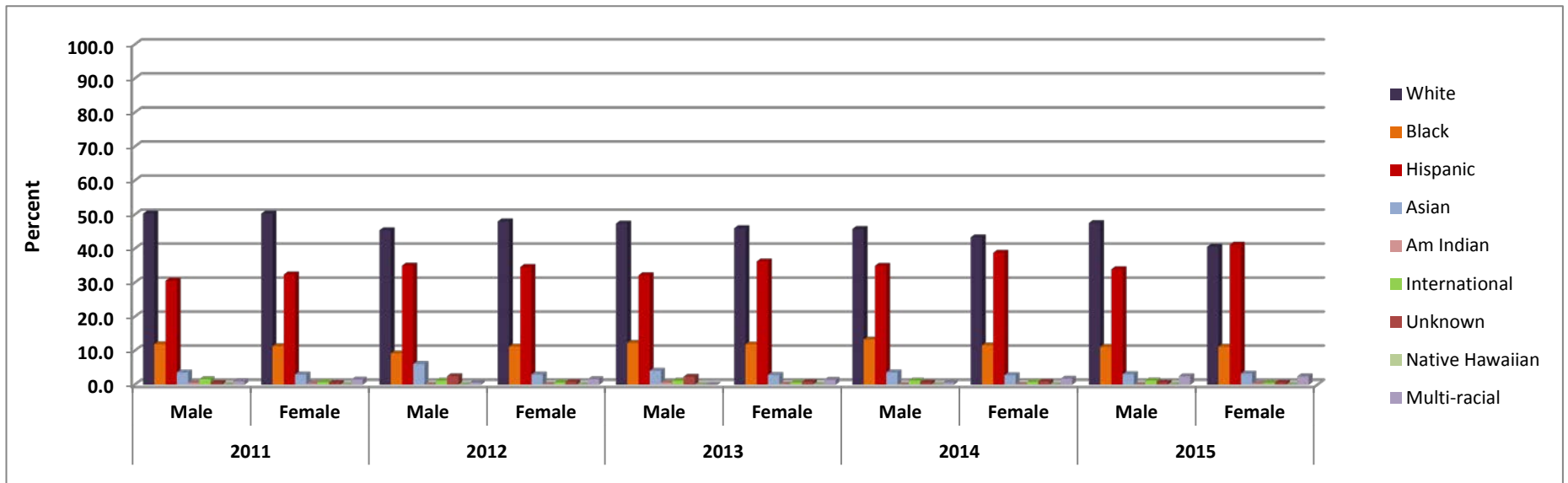
# School of Science and Computer Engineering

Ethnicity	Fall 2011				Fall 2012				Fall 2013				Fall 2014				Fall 2015			
	Male		Female		Male		Female		Male		Female		Male		Female		Male		Female	
	Count	Col %	Count	Col %	Count	Col %	Count	Col %	Count	Col %	Count	Col %	Count	Col %	Count	Col %	Count	Col %	Count	Col %
White	284	35.5	194	38.6	300	38.1	188	36.3	296	31.9	185	29.0	340	27.4	215	26.6	401	27.9	247	26.4
Black	41	5.1	35	7.0	41	5.2	47	9.1	44	4.7	47	7.4	38	3.1	61	7.5	52	3.6	43	4.6
Hispanic	94	11.7	80	15.9	115	14.6	85	16.4	127	13.7	101	15.8	168	13.5	140	17.3	212	14.8	175	18.7
Asian	64	8.0	37	7.4	59	7.5	36	6.9	65	7.0	41	6.4	79	6.4	51	6.3	93	6.5	86	9.2
Am Indian	2	0.2	3	0.6	3	0.4	0	0.0	3	0.3	2	0.3	4	0.3	1	0.1	4	0.3	2	0.2
International	301	37.6	146	29.1	252	32.0	150	29.0	367	39.5	241	37.7	579	46.7	319	39.4	643	44.8	359	38.3
Unknown	4	0.5	0	0.0	6	0.8	2	0.4	8	0.9	8	1.3	8	0.6	7	0.9	9	0.6	6	0.6
Native Hawaiian	2	0.2	0	0.0	0	0.0	0	0.0	2	0.2	0	0.0	2	0.2	0	0.0	2	0.1	2	0.2
Multi-racial	9	1.1	7	1.4	12	1.5	10	1.9	17	1.8	14	2.2	22	1.8	15	1.9	20	1.4	17	1.8
<b>Total</b>	<b>801</b>	<b>100.0</b>	<b>502</b>	<b>100.0</b>	<b>788</b>	<b>100.0</b>	<b>518</b>	<b>100.0</b>	<b>929</b>	<b>100.0</b>	<b>639</b>	<b>100.0</b>	<b>1,240</b>	<b>100.0</b>	<b>809</b>	<b>100.0</b>	<b>1,436</b>	<b>100.0</b>	<b>937</b>	<b>100.0</b>



# School of Education

Ethnicity	Fall 2011				Fall 2012				Fall 2013				Fall 2014				Fall 2015			
	Male		Female		Male		Female		Male		Female		Male		Female		Male		Female	
	Count	Col %	Count	Col %	Count	Col %	Count	Col %	Count	Col %	Count	Col %	Count	Col %	Count	Col %	Count	Col %	Count	Col %
White	97	50.3	771	50.3	74	45.4	706	48.0	81	47.4	645	46.0	76	45.8	573	43.3	77	47.5	535	40.6
Black	23	11.9	173	11.3	15	9.2	164	11.2	21	12.3	166	11.8	22	13.3	153	11.6	18	11.1	147	11.1
Hispanic	59	30.6	497	32.4	57	35.0	509	34.6	55	32.2	508	36.2	58	34.9	513	38.8	55	34.0	543	41.2
Asian	7	3.6	46	3.0	10	6.1	44	3.0	7	4.1	40	2.9	6	3.6	37	2.8	5	3.1	43	3.3
Am Indian	1	0.5	4	0.3	0	0.0	1	0.1	1	0.6	2	0.1	0	0.0	1	0.1	0	0.0	4	0.3
International	3	1.6	12	0.8	2	1.2	11	0.7	2	1.2	9	0.6	2	1.2	11	0.8	2	1.2	7	0.5
Unknown	1	0.5	7	0.5	4	2.5	12	0.8	4	2.3	11	0.8	1	0.6	12	0.9	1	0.6	8	0.6
Native Hawaiian	0	0.0	0	0.0	0	0.0	0	0.0	0	0.0	1	0.1	0	0.0	0	0.0	0	0.0	0	0.0
Multi-racial	2	1.0	23	1.5	1	0.6	23	1.6	0	0.0	20	1.4	1	0.6	23	1.7	4	2.5	32	2.4
<b>Total</b>	<b>193</b>	<b>100.0</b>	<b>1,533</b>	<b>100.0</b>	<b>163</b>	<b>100.0</b>	<b>1,470</b>	<b>100.0</b>	<b>171</b>	<b>100.0</b>	<b>1,402</b>	<b>100.0</b>	<b>166</b>	<b>100.0</b>	<b>1,323</b>	<b>100.0</b>	<b>162</b>	<b>100.0</b>	<b>1,319</b>	<b>100.0</b>



## Non-Declared Majors

Ethnicity	Fall 2011				Fall 2012				Fall 2013				Fall 2014				Fall 2015			
	Male		Female		Male		Female		Male		Female		Male		Female		Male		Female	
	Count	Col %	Count	Col %	Count	Col %	Count	Col %	Count	Col %	Count	Col %	Count	Col %	Count	Col %	Count	Col %	Count	Col %
White	42	45.2	74	50.7	36	51.4	65	48.5	29	52.7	58	53.7	24	50.0	36	51.4	23	47.9	33	44.6
Black	10	10.8	18	12.3	8	11.4	17	12.7	3	5.5	9	8.3	6	12.5	6	8.6	3	6.3	11	14.9
Hispanic	18	19.4	29	19.9	9	12.9	25	18.7	14	25.5	21	19.4	8	16.7	19	27.1	12	25.0	14	18.9
Asian	15	16.1	12	8.2	13	18.6	10	7.5	8	14.5	11	10.2	8	16.7	5	7.1	5	10.4	10	13.5
Am Indian	0	0.0	0	0.0	0	0.0	0	0.0	0	0.0	0	0.0	0	0.0	0	0.0	0	0.0	0	0.0
International	0	0.0	5	3.4	1	1.4	7	5.2	0	0.0	0	0.0	0	0.0	0	0.0	0	0.0	0	0.0
Unknown	3	3.2	4	2.7	1	1.4	4	3.0	0	0.0	3	2.8	1	2.1	2	2.9	1	2.1	0	0.0
Native Hawaiian	0	0.0	0	0.0	1	1.4	0	0.0	0	0.0	0	0.0	0	0.0	0	0.0	0	0.0	0	0.0
Multi-racial	5	5.4	4	2.7	1	1.4	6	4.5	1	1.8	6	5.6	1	2.1	2	2.9	4	8.3	6	8.1
<b>Total</b>	<b>93</b>	<b>100.0</b>	<b>146</b>	<b>100.0</b>	<b>70</b>	<b>100.0</b>	<b>134</b>	<b>100.0</b>	<b>55</b>	<b>100.0</b>	<b>108</b>	<b>100.0</b>	<b>48</b>	<b>100.0</b>	<b>70</b>	<b>100.0</b>	<b>48</b>	<b>100.0</b>	<b>74</b>	<b>100.0</b>

