



Office of Institutional Research



University
of Houston
Clear Lake

**Distribution of Course Sections by Class Size and
Average Organized Class Size
by School and Student Classification:
Fall 2006 - Fall 2010**


Published November 2010

OIR Staff:
Peggy Johnson - Associate Director
Miriam Qumsieh - Senior Institutional Research Analyst
Pablo Salinas - Research Analyst II
Mary Ballew - Research Analyst & Assessment Coordinator



University of Houston-Clear Lake
Office of Institutional Research
Distribution of Course Sections by Class Size and Average Organized Class Size
by School and Student Classification: Fall 2006 - Fall 2010

- Index -



Page # **Please click on any item below to go directly to your selection**

- 1 - 2** **Figure 1: Average Organized Class Size by School and by Student Classification**
- 3** **Figure 2a: Distributions of Organized Course Sections by Class Size by School and by Student Classification - Undergraduate**
- 4** **Figure 2b: Distributions of Organized Course Sections by Class Size by School and by Student Classification - Graduate**
- 5** **Figure 2c: Distributions of Organized Course Sections by Class Size by School and by Student Classification - Total**
- 6 - 7** **Figure 3a: Average Organized Class Size by Rubric, School and by Student Classification - School of Business**
- 8 - 9** **Figure 3b: Average Organized Class Size by Rubric, School and by Student Classification - School of Human Sciences and Humanities**
- 10 - 11** **Figure 3c: Average Organized Class Size by Rubric, School and by Student Classification - School of Science and Computer Engineering**
- 12** **Figure 3d: Average Organized Class Size by Rubric, School and by Student Classification - School of Education**
- 13 - 36** **Figure 4: Technical Documentation**
 - 13** **1. Courses that OIR excluded from the Avg. Class Size and faculty course load**

report according to each School's instructions for course load classes:
 - 13** **2. Syntax used on the certified CBM-004**
 - 14 - 36** **3. List of Courses and the frequency of sections included as Organized Classes for Fall 2010 by School:**

University of Houston-Clear Lake

Office of Institutional Research

Distribution of Course Sections by Class Size and Average Organized Class Size

by School and Student Classification: Fall 2006 - Fall 2010



Definition and Methodology for extracting Organized Classes:

Any class categorized as Lecture, Laboratory or Seminar with some Practicum exceptions for HSH and SOE. This methodology selects only classes that are Lecture, Laboratory and Seminar using item6 of the certified CBM-004 and selects all HSH Practicum courses and only SOE Practicum courses with an enrollment greater than 5. Organized classes also include internet delivery modes. All courses reported on the certified CBM-004 report were extracted based on the criteria above for this report.

Further, additional criteria were implemented based on faculty course load information received from each of the schools. See technical notes for details regarding other exclusions. Data will differ from previous reports because certified data files and a refined course selection methodology are being used. **Please note** that some schools, **HSH in particular**, teach a large number of cross-listed courses that may distort the average class size computed for this report as well as some off-site courses that may consist of small enrollments - use discretion when interpreting the output.

NOTE TO DEANS: Please use the technical notes section if you wish to do further calculations on selected courses - information is provided for your convenience and placed on Deans public OIR folder. Thank you and please contact OIR if you have any questions.

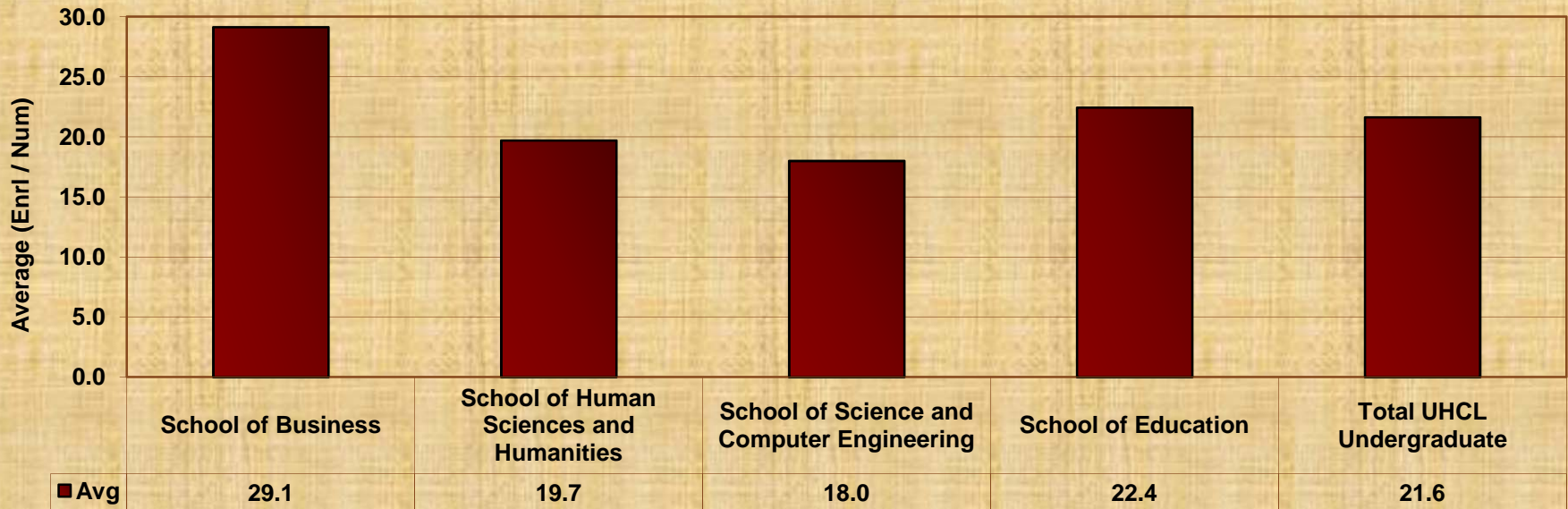


Key: Num = Total number of organized class sections
 Enrl = Total Duplicated Enrollment in organized class sections
 Avg = Average Organized Class Size (Enrl / Num)

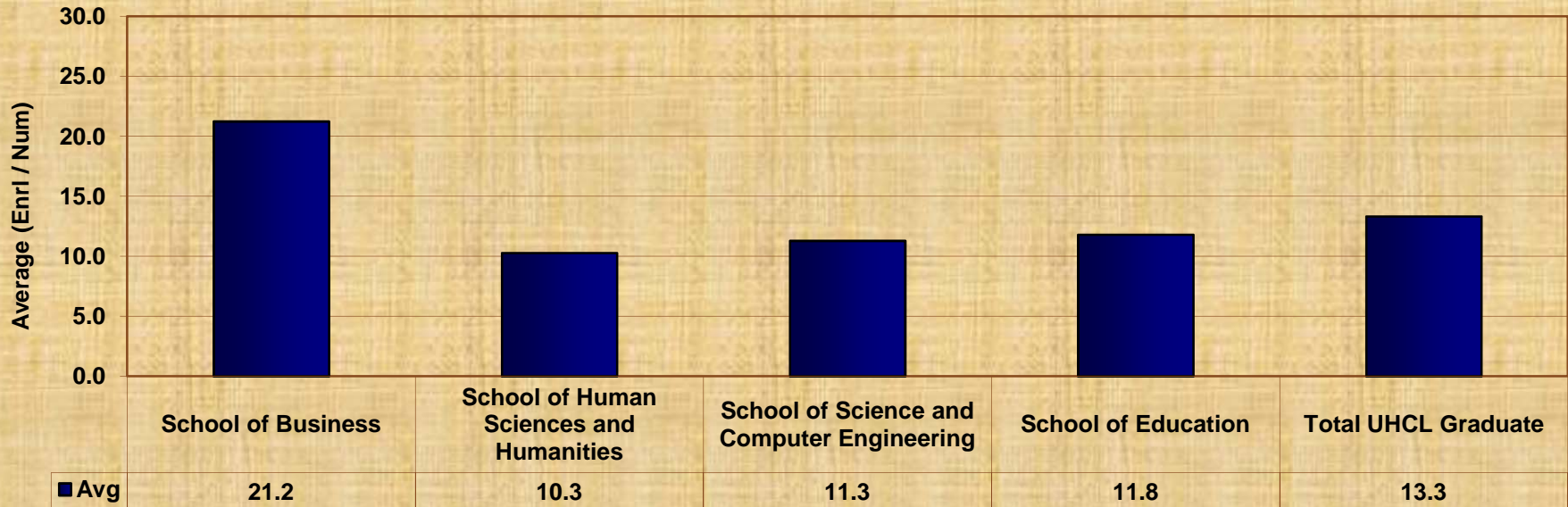
Figure 1: Average Organized Class Size by School and by Student Classification

School (as identified by Rubric)		Fall 2006			Fall 2007			Fall 2008			Fall 2009			Fall 2010		
		Num	Enrl	Avg	Num	Enrl	Avg	Num	Enrl	Avg	Num	Enrl	Avg	Num	Enrl	Avg
Undergraduate	School of Business	137	3,647	26.6	130	3,585	27.6	128	3,592	28.1	131	3,498	26.7	126	3,671	29.1
	School of Human Sciences and Humanities	253	5,070	20.0	294	5,238	17.8	293	5,145	17.6	310	5,550	17.9	299	5,891	19.7
	School of Science and Computer Engineering	135	2,302	17.1	135	2,129	15.8	132	2,191	16.6	139	2,287	16.5	136	2,447	18.0
	School of Education	141	2,892	20.5	138	2,682	19.4	129	2,665	20.7	139	3,008	21.6	149	3,343	22.4
	Total UHCL Undergraduate	666	13,911	20.9	697	13,634	19.6	682	13,593	19.9	719	14,343	19.9	710	15,352	21.6
Graduate	School of Business	104	2,066	19.9	109	2,153	19.8	114	2,420	21.2	115	2,608	22.7	125	2,654	21.2
	School of Human Sciences and Humanities	156	1,827	11.7	169	1,792	10.6	170	1,683	9.9	168	1,752	10.4	177	1,818	10.3
	School of Science and Computer Engineering	76	808	10.6	87	881	10.1	96	1,154	12.0	102	1,207	11.8	131	1,478	11.3
	School of Education	138	2,313	16.8	136	2,155	15.8	151	2,029	13.4	130	1,434	11.0	118	1,391	11.8
	Total UHCL Graduate	474	7,014	14.8	501	6,981	13.9	531	7,286	13.7	515	7,001	13.6	551	7,341	13.3
Total	School of Business	241	5,713	23.7	239	5,738	24.0	242	6,012	24.8	246	6,106	24.8	251	6,325	25.2
	School of Human Sciences and Humanities	409	6,897	16.9	463	7,030	15.2	463	6,828	14.7	478	7,302	15.3	476	7,709	16.2
	School of Science and Computer Engineering	211	3,110	14.7	222	3,010	13.6	228	3,345	14.7	241	3,494	14.5	267	3,925	14.7
	School of Education	279	5,205	18.7	274	4,837	17.7	280	4,694	16.8	269	4,442	16.5	267	4,734	17.7
	Total UHCL	1,140	20,925	18.4	1,198	20,615	17.2	1,213	20,879	17.2	1,234	21,344	17.3	1,261	22,693	18.0

Fall 2010: Undergraduate Average Organized Class Size by School



Fall 2010: Graduate Average Organized Class Size by School





Key: Count = Total number of organized class sections
 Col % = Total percent of organized class sections for each subtable
 Class Size = Class size category (enrollment based on categories)

Figure 2a: Distributions of Organized Course Sections by Class Size by School and by Student Classification - Undergraduate

		Fall 2006		Fall 2007		Fall 2008		Fall 2009		Fall 2010		
<u>Undergraduate</u>	<u>School of Business</u>	Class Size	Count	Col %	Count	Col %	Count	Col %	Count	Col %	Count	Col %
		5 or fewer	7	5.1	5	3.8	5	3.9	7	5.3	4	3.2
		6 thru 9	9	6.6	13	10.0	8	6.3	15	11.5	6	4.8
		10 thru 19	32	23.4	28	21.5	31	24.2	27	20.6	25	19.8
		20 thru 29	28	20.4	33	25.4	31	24.2	26	19.8	29	23.0
		30 thru 39	36	26.3	24	18.5	29	22.7	35	26.7	37	29.4
		40 thru 49	18	13.1	14	10.8	14	10.9	16	12.2	20	15.9
		50 thru 99	7	5.1	13	10.0	10	7.8	5	3.8	4	3.2
		100 or more	0	0.0	0	0.0	0	0.0	0	0.0	1	0.8
		Total	137	100.0	130	100.0	128	100.0	131	100.0	126	100.0
	<u>School of Human Sciences and Humanities</u>	5 or fewer	27	10.7	57	19.4	48	16.4	50	16.1	30	10.0
		6 thru 9	30	11.9	24	8.2	30	10.2	30	9.7	38	12.7
		10 thru 19	62	24.5	80	27.2	86	29.4	99	31.9	95	31.8
		20 thru 29	77	30.4	88	29.9	84	28.7	79	25.5	72	24.1
		30 thru 39	45	17.8	36	12.2	38	13.0	44	14.2	51	17.1
		40 thru 49	8	3.2	6	2.0	3	1.0	5	1.6	6	2.0
		50 thru 99	4	1.6	3	1.0	4	1.4	3	1.0	6	2.0
		100 or more	0	0.0	0	0.0	0	0.0	0	0.0	1	0.3
		Total	253	100.0	294	100.0	293	100.0	310	100.0	299	100.0
	<u>School of Science and Computer Engineering</u>	5 or fewer	18	13.3	24	17.8	18	13.6	21	15.1	17	12.5
		6 thru 9	26	19.3	25	18.5	27	20.5	25	18.0	14	10.3
		10 thru 19	49	36.3	51	37.8	51	38.6	53	38.1	59	43.4
		20 thru 29	22	16.3	17	12.6	14	10.6	15	10.8	19	14.0
		30 thru 39	13	9.6	14	10.4	14	10.6	17	12.2	20	14.7
		40 thru 49	2	1.5	1	0.7	4	3.0	5	3.6	5	3.7
		50 thru 99	5	3.7	3	2.2	4	3.0	3	2.2	2	1.5
		100 or more	0	0.0	0	0.0	0	0.0	0	0.0	0	0.0
		Total	135	100.0	135	100.0	132	100.0	139	100.0	136	100.0
	<u>School of Education</u>	5 or fewer	4	2.8	5	3.6	3	2.3	3	2.2	3	2.0
		6 thru 9	13	9.2	14	10.1	16	12.4	13	9.4	15	10.1
		10 thru 19	42	29.8	51	37.0	31	24.0	44	31.7	36	24.2
		20 thru 29	61	43.3	50	36.2	60	46.5	48	34.5	63	42.3
		30 thru 39	17	12.1	18	13.0	13	10.1	19	13.7	26	17.4
		40 thru 49	4	2.8	0	0.0	6	4.7	11	7.9	5	3.4
		50 thru 99	0	0.0	0	0.0	0	0.0	1	0.7	1	0.7
		100 or more	0	0.0	0	0.0	0	0.0	0	0.0	0	0.0
		Total	141	100.0	138	100.0	129	100.0	139	100.0	149	100.0



Key: Count = Total number of organized class sections
 Col % = Total percent of organized class sections for each subtable
 Class Size = Class size category (enrollment based on categories)

Figure 2b: Distributions of Organized Course Sections by Class Size by School and by Student Classification - Graduate

		Fall 2006		Fall 2007		Fall 2008		Fall 2009		Fall 2010		
<u>Graduate</u>	<u>School of Business</u>	Class Size	Count	Col %	Count	Col %	Count	Col %	Count	Col %	Count	Col %
		5 or fewer	8	7.7	15	13.8	16	14.0	15	13.0	9	7.2
		6 thru 9	12	11.5	8	7.3	15	13.2	14	12.2	19	15.2
		10 thru 19	36	34.6	30	27.5	21	18.4	17	14.8	30	24.0
		20 thru 29	28	26.9	33	30.3	27	23.7	29	25.2	31	24.8
		30 thru 39	17	16.3	20	18.3	25	21.9	27	23.5	29	23.2
		40 thru 49	2	1.9	3	2.8	9	7.9	13	11.3	7	5.6
		50 thru 99	1	1.0	0	0.0	1	0.9	0	0.0	0	0.0
		Total	104	100.0	109	100.0	114	100.0	115	100.0	125	100.0
	<u>School of Human Sciences and Humanities</u>	5 or fewer	49	31.4	57	33.7	59	34.7	60	35.7	58	32.8
		6 thru 9	30	19.2	32	18.9	29	17.1	28	16.7	37	20.9
		10 thru 19	46	29.5	54	32.0	65	38.2	59	35.1	61	34.5
		20 thru 29	25	16.0	22	13.0	13	7.6	17	10.1	19	10.7
		30 thru 39	4	2.6	3	1.8	4	2.4	4	2.4	2	1.1
		40 thru 49	2	1.3	1	0.6	0	0.0	0	0.0	0	0.0
		50 thru 99	0	0.0	0	0.0	0	0.0	0	0.0	0	0.0
		Total	156	100.0	169	100.0	170	100.0	168	100.0	177	100.0
	<u>School of Science and Computer Engineering</u>	5 or fewer	21	27.6	25	28.7	22	22.9	32	31.4	38	29.0
		6 thru 9	19	25.0	22	25.3	23	24.0	20	19.6	35	26.7
		10 thru 19	27	35.5	30	34.5	33	34.4	30	29.4	38	29.0
		20 thru 29	7	9.2	10	11.5	15	15.6	14	13.7	14	10.7
		30 thru 39	1	1.3	0	0.0	2	2.1	5	4.9	3	2.3
		40 thru 49	1	1.3	0	0.0	1	1.0	1	1.0	2	1.5
		50 thru 99	0	0.0	0	0.0	0	0.0	0	0.0	1	0.8
		Total	76	100.0	87	100.0	96	100.0	102	100.0	131	100.0
	<u>School of Education</u>	5 or fewer	16	11.6	11	8.1	15	9.9	19	14.6	18	15.3
		6 thru 9	22	15.9	21	15.4	30	19.9	41	31.5	32	27.1
		10 thru 19	44	31.9	60	44.1	76	50.3	60	46.2	54	45.8
		20 thru 29	43	31.2	37	27.2	29	19.2	10	7.7	13	11.0
		30 thru 39	11	8.0	7	5.1	1	0.7	0	0.0	1	0.8
		40 thru 49	2	1.4	0	0.0	0	0.0	0	0.0	0	0.0
		50 thru 99	0	0.0	0	0.0	0	0.0	0	0.0	0	0.0
		Total	138	100.0	136	100.0	151	100.0	130	100.0	118	100.0



Key: Count = Total number of organized class sections
 Col % = Total percent of organized class sections for each subtable
 Class Size = Class size category (enrollment based on categories)

Figure 2c: Distributions of Organized Course Sections by Class Size by School and by Student Classification - Total (Graduate & Undergraduate combined)

	Fall 2006		Fall 2007		Fall 2008		Fall 2009		Fall 2010		
	Class Size	Count	Col %	Count	Col %	Count	Col %	Count	Col %	Count	Col %
Total											
<u>School of Business</u>	5 or fewer	15	6.2	20	8.4	21	8.7	22	8.9	13	5.2
	6 thru 9	21	8.7	21	8.8	23	9.5	29	11.8	25	10.0
	10 thru 19	68	28.2	58	24.3	52	21.5	44	17.9	55	21.9
	20 thru 29	56	23.2	66	27.6	58	24.0	55	22.4	60	23.9
	30 thru 39	53	22.0	44	18.4	54	22.3	62	25.2	66	26.3
	40 thru 49	20	8.3	17	7.1	23	9.5	29	11.8	27	10.8
	50 thru 99	8	3.3	13	5.4	11	4.5	5	2.0	4	1.6
	100 or more	0	0.0	0	0.0	0	0.0	0	0.0	1	0.4
	Total	241	100.0	239	100.0	242	100.0	246	100.0	251	100.0
<u>School of Human Sciences and Humanities</u>	5 or fewer	76	18.6	114	24.6	107	23.1	110	23.0	88	18.5
	6 thru 9	60	14.7	56	12.1	59	12.7	58	12.1	75	15.8
	10 thru 19	108	26.4	134	28.9	151	32.6	158	33.1	156	32.8
	20 thru 29	102	24.9	110	23.8	97	21.0	96	20.1	91	19.1
	30 thru 39	49	12.0	39	8.4	42	9.1	48	10.0	53	11.1
	40 thru 49	10	2.4	7	1.5	3	0.6	5	1.0	6	1.3
	50 thru 99	4	1.0	3	0.6	4	0.9	3	0.6	6	1.3
	100 or more	0	0.0	0	0.0	0	0.0	0	0.0	1	0.2
	Total	409	100.0	463	100.0	463	100.0	478	100.0	476	100.0
<u>School of Science and Computer Engineering</u>	5 or fewer	39	18.5	49	22.1	40	17.5	53	22.0	55	20.6
	6 thru 9	45	21.3	47	21.2	50	21.9	45	18.7	49	18.4
	10 thru 19	76	36.0	81	36.5	84	36.8	83	34.4	97	36.3
	20 thru 29	29	13.7	27	12.2	29	12.7	29	12.0	33	12.4
	30 thru 39	14	6.6	14	6.3	16	7.0	22	9.1	23	8.6
	40 thru 49	3	1.4	1	0.5	5	2.2	6	2.5	7	2.6
	50 thru 99	5	2.4	3	1.4	4	1.8	3	1.2	3	1.1
	Total	211	100.0	222	100.0	228	100.0	241	100.0	267	100.0
<u>School of Education</u>	5 or fewer	20	7.2	16	5.8	18	6.4	22	8.2	21	7.9
	6 thru 9	35	12.5	35	12.8	46	16.4	54	20.1	47	17.6
	10 thru 19	86	30.8	111	40.5	107	38.2	104	38.7	90	33.7
	20 thru 29	104	37.3	87	31.8	89	31.8	58	21.6	76	28.5
	30 thru 39	28	10.0	25	9.1	14	5.0	19	7.1	27	10.1
	40 thru 49	6	2.2	0	0.0	6	2.1	11	4.1	5	1.9
	50 thru 99	0	0.0	0	0.0	0	0.0	1	0.4	1	0.4
	Total	279	100.0	274	100.0	280	100.0	269	100.0	267	100.0



Key: Num = Total number of organized class sections
 Enrl = Total Duplicated Enrollment in organized class sections
 Avg = Average Organized Class Size (Enrl / Num)

Figure 3a: Average Organized Class Size by Rubric, School and by Student Classification - School of Business

Data sorted by Rubric/Rubric Label		Fall 2006			Fall 2007			Fall 2008			Fall 2009			Fall 2010		
<u>School of Business</u>		Num	Enrl	Avg	Num	Enrl	Avg	Num	Enrl	Avg	Num	Enrl	Avg	Num	Enrl	Avg
Undergraduate	ACCT Accounting	27	810	30.0	30	827	27.6	30	840	28.0	30	895	29.8	29	896	30.9
	BAPA Business and Public Administration	1	2	2.0	1	4	4.0	0	0	n/a	0	0	n/a	0	0	n/a
	DSCI Decision Sciences	14	421	30.1	12	391	32.6	12	385	32.1	12	404	33.7	12	415	34.6
	ECON Economics	6	249	41.5	5	233	46.6	5	219	43.8	4	188	47.0	4	219	54.8
	ENVR Environmental Mgmt	5	40	8.0	5	46	9.2	2	53	26.5	5	66	13.2	5	61	12.2
	FINC Finance	15	410	27.3	14	373	26.6	15	378	25.2	15	287	19.1	13	329	25.3
	HADM Healthcare Administration	5	110	22.0	6	107	17.8	7	141	20.1	7	130	18.6	7	158	22.6
	ISAM Information Systems Admin. & Mgmt	12	290	24.2	11	286	26.0	10	267	26.7	12	229	19.1	11	210	19.1
	LEGL Legal Studies	9	113	12.6	8	120	15.0	8	113	14.1	9	116	12.9	8	137	17.1
	MGMT Management	23	745	32.4	22	804	36.5	26	851	32.7	25	797	31.9	27	873	32.3
	MKTG Marketing	15	421	28.1	13	369	28.4	13	345	26.5	11	385	35.0	10	373	37.3
	MSCI Military Science	0	0	n/a	0	0	n/a	0	0	n/a	1	1	1.0	0	0	n/a
	POLS Political Science	5	36	7.2	3	25	8.3	0	0	n/a	0	0	n/a	0	0	n/a
	Total	137	3,647	26.6	130	3,585	27.6	128	3,592	28.1	131	3,498	26.7	126	3,671	29.1
Graduate	ACCT Accounting	22	395	18.0	26	368	14.2	27	393	14.6	28	420	15.0	28	444	15.9
	BAPA Business and Public Administration	2	53	26.5	3	65	21.7	3	80	26.7	3	91	30.3	3	90	30.0
	DSCI Decision Sciences	5	145	29.0	6	179	29.8	6	181	30.2	5	153	30.6	6	174	29.0
	ECON Economics	6	152	25.3	6	124	20.7	3	134	44.7	6	185	30.8	5	142	28.4
	ENVR Environmental Mgmt	4	24	6.0	4	35	8.8	4	42	10.5	3	41	13.7	4	56	14.0
	FINC Finance	14	347	24.8	14	284	20.3	14	345	24.6	13	289	22.2	16	309	19.3
	HADM Healthcare Administration	11	240	21.8	12	309	25.8	12	295	24.6	14	383	27.4	16	441	27.6
	HMRS Human Resource Mgmt	5	81	16.2	4	71	17.8	4	63	15.8	4	103	25.8	4	86	21.5
	ISAM Information Systems Admin. & Mgmt	12	126	10.5	11	222	20.2	18	367	20.4	18	355	19.7	18	340	18.9
	LEGL Legal Studies	1	19	19.0	1	19	19.0	1	14	14.0	1	14	14.0	1	18	18.0
	MGMT Management	14	332	23.7	14	316	22.6	14	330	23.6	14	404	28.9	18	391	21.7
	MKTG Marketing	6	129	21.5	7	146	20.9	7	163	23.3	5	162	32.4	5	150	30.0
	PPRM Public and Private Mgmt	2	23	11.5	1	15	15.0	1	13	13.0	1	8	8.0	1	13	13.0
	Total	104	2,066	19.9	109	2,153	19.8	114	2,420	21.2	115	2,608	22.7	125	2,654	21.2



Key: Num = Total number of organized class sections
 Enrl = Total Duplicated Enrollment in organized class sections
 Avg = Average Organized Class Size (Enrl / Num)

Figure 3a continued: Average Organized Class Size by Rubric, School and by Student Classification - School of Business

Data sorted by Rubric/Rubric Label		Fall 2006			Fall 2007			Fall 2008			Fall 2009			Fall 2010			
<u>School of Business</u>		Num	Enrl	Avg	Num	Enrl	Avg	Num	Enrl	Avg	Num	Enrl	Avg	Num	Enrl	Avg	
Total	ACCT Accounting	49	1,205	24.6	56	1,195	21.3	57	1,233	21.6	58	1,315	22.7	57	1,340	23.5	
	BAPA Business and Public Administration	3	55	18.3	4	69	17.3	3	80	26.7	3	91	30.3	3	90	30.0	
	DSCI Decision Sciences	19	566	29.8	18	570	31.7	18	566	31.4	17	557	32.8	18	589	32.7	
	ECON Economics	12	401	33.4	11	357	32.5	8	353	44.1	10	373	37.3	9	361	40.1	
	ENVR Environmental Mgmt	9	64	7.1	9	81	9.0	6	95	15.8	8	107	13.4	9	117	13.0	
	FINC Finance	29	757	26.1	28	657	23.5	29	723	24.9	28	576	20.6	29	638	22.0	
	HADM Healthcare Administration	16	350	21.9	18	416	23.1	19	436	22.9	21	513	24.4	23	599	26.0	
	HMRS Human Resource Mgmt	5	81	16.2	4	71	17.8	4	63	15.8	4	103	25.8	4	86	21.5	
	ISAM Information Systems Admin. & Mgmt	24	416	17.3	22	508	23.1	28	634	22.6	30	584	19.5	29	550	19.0	
	LEGL Legal Studies	10	132	13.2	9	139	15.4	9	127	14.1	10	130	13.0	9	155	17.2	
	MGMT Management	37	1,077	29.1	36	1,120	31.1	40	1,181	29.5	39	1,201	30.8	45	1,264	28.1	
	MKTG Marketing	21	550	26.2	20	515	25.8	20	508	25.4	16	547	34.2	15	523	34.9	
	MSCI Military Science	0	0	n/a	0	0	n/a	0	0	n/a	1	1	1.0	0	0	n/a	
	POLS Political Science	5	36	7.2	3	25	8.3	0	0	n/a	0	0	n/a	0	0	n/a	
	PPRM Public and Private Mgmt	2	23	11.5	1	15	15.0	1	13	13.0	1	8	8.0	1	13	13.0	
	Total		241	5,713	23.7	239	5,738	24.0	242	6,012	24.8	246	6,106	24.8	251	6,325	25.2



Key: Num = Total number of organized class sections
 Enrl = Total Duplicated Enrollment in organized class sections
 Avg = Average Organized Class Size (Enrl / Num)

Figure 3b: Average Organized Class Size by Rubric, School and by Student Classification - School of Human Sciences and Humanities

Data sorted by Rubric/Rubric Label		Fall 2006			Fall 2007			Fall 2008			Fall 2009			Fall 2010		
<u>School of Human Sciences and Humanities</u>		Num	Enrl	Avg	Num	Enrl	Avg	Num	Enrl	Avg	Num	Enrl	Avg	Num	Enrl	Avg
Undergraduate	ANTH Anthropology	10	306	30.6	8	231	28.9	12	310	25.8	15	310	20.7	14	329	23.5
	ARTS Arts	37	427	11.5	38	462	12.2	40	462	11.6	42	529	12.6	48	573	11.9
	COMM Communication	18	244	13.6	16	276	17.3	16	275	17.2	16	268	16.8	19	332	17.5
	CRIM Criminology	6	97	16.2	10	130	13.0	9	115	12.8	12	170	14.2	11	188	17.1
	FRAD Fire Services Administration	3	14	4.7	6	15	2.5	7	19	2.7	5	21	4.2	5	40	8.0
	GEOG Geography	0	0	0.0	0	0	0.0	0	0	0.0	6	51	8.5	8	79	9.9
	HIST History	13	353	27.2	15	399	26.6	15	375	25.0	13	373	28.7	14	380	27.1
	HLTH Health	12	332	27.7	12	340	28.3	13	384	29.5	14	432	30.9	13	423	32.5
	HUMN Humanities	21	507	24.1	23	493	21.4	22	381	17.3	19	393	20.7	18	412	22.9
	LITR Literature	12	383	31.9	12	297	24.8	10	300	30.0	13	258	19.8	11	292	26.5
	PHIL Philosophy	4	92	23.0	5	99	19.8	5	109	21.8	5	107	21.4	6	96	16.0
	POLS Political Science	0	0	n/a	0	0	n/a	2	6	3.0	4	25	6.3	6	83	13.8
	PSYC Psychology	46	976	21.2	66	1,074	16.3	56	1,042	18.6	62	1,222	19.7	48	1,320	27.5
	SOCI Sociology	31	544	17.5	38	595	15.7	36	565	15.7	34	546	16.1	25	420	16.8
	SWRK Social Work	9	130	14.4	10	155	15.5	11	132	12.0	11	131	11.9	10	101	10.1
	WMST Womens Studies	2	7	3.5	6	24	4.0	7	27	3.9	7	35	5.0	6	40	6.7
	WRIT Writing	29	658	22.7	29	648	22.3	32	643	20.1	32	679	21.2	37	783	21.2
Total	253	5,070	20.0	294	5,238	17.8	293	5,145	17.6	310	5,550	17.9	299	5,891	19.7	
Graduate	ANTH Anthropology	1	1	1.0	1	1	1.0	0	0	n/a	1	1	1.0	1	1	1.0
	ARTS Arts	7	31	4.4	7	29	4.1	8	27	3.4	7	23	3.3	5	15	3.0
	COMM Communication	8	23	2.9	6	14	2.3	3	5	1.7	2	6	3.0	3	6	2.0
	CRCL Cross-Cultural Studies	9	76	8.4	10	84	8.4	12	81	6.8	13	77	5.9	12	75	6.3
	CRIM Criminology	16	309	19.3	17	267	15.7	13	174	13.4	9	149	16.6	10	140	14.0
	DMST Digital Media Studies	0	0	n/a	6	30	5.0	13	89	6.8	13	95	7.3	19	150	7.9
	FRAD Fire Services Administration	0	0	n/a	1	2	2.0	4	4	1.0	4	6	n/a	0	0	n/a
	GEOG Geography	0	0	0.0	0	0	0.0	0	0	0.0	2	5	2.5	2	4	2.0
	FUTR Studies of the Future	1	1	1.0	0	0	n/a	0	0	n/a	0	0	n/a	0	0	n/a
	HIST History	7	107	15.3	7	92	13.1	7	93	13.3	6	84	14.0	8	100	12.5
	HLTH Health	6	59	9.8	7	66	9.4	6	32	5.3	4	65	16.3	4	75	18.8
	HUMN Humanities	8	80	10.0	8	83	10.4	8	69	8.6	7	64	9.1	8	71	8.9
	LITR Literature	12	178	14.8	12	160	13.3	11	159	14.5	12	185	15.4	14	163	11.6
	PHIL Philosophy	2	19	9.5	4	36	9.0	3	19	6.3	4	22	5.5	2	5	2.5
	PSYC Psychology	63	863	13.7	66	854	12.9	66	853	12.9	70	897	12.8	74	911	12.3
	SOCI Sociology	14	77	5.5	11	64	5.8	11	65	5.9	9	60	6.7	10	89	8.9
	WMST Womens Studies	2	3	1.5	6	10	1.7	5	13	2.6	5	13	2.6	5	13	2.6
Total	156	1,827	11.7	169	1,792	10.6	170	1,683	9.9	168	1,752	10.4	177	1,818	10.3	



Key: Num = Total number of organized class sections
 Enrl = Total Duplicated Enrollment in organized class sections
 Avg = Average Organized Class Size (Enrl / Num)

**Figure 3b continued: Average Organized Class Size by Rubric, School and by Student Classification -
 School of Human Sciences and Humanities**

Data sorted by Rubric/Rubric Label		Fall 2006			Fall 2007			Fall 2008			Fall 2009			Fall 2010		
<u>School of Human Sciences and Humanities</u>		Num	Enrl	Avg	Num	Enrl	Avg	Num	Enrl	Avg	Num	Enrl	Avg	Num	Enrl	Avg
Total	ANTH Anthropology	11	307	27.9	9	232	25.8	12	310	25.8	16	311	19.4	15	330	22.0
	ARTS Arts	44	458	10.4	45	491	10.9	48	489	10.2	49	552	11.3	53	588	11.1
	COMM Communication	26	267	10.3	22	290	13.2	19	280	14.7	18	274	15.2	22	338	15.4
	CRCL Cross-Cultural Studies	9	76	8.4	10	84	8.4	12	81	6.8	13	77	5.9	12	75	6.3
	CRIM Criminology	22	406	18.5	27	397	14.7	22	289	13.1	21	319	15.2	21	328	15.6
	DMST Digital Media Studies	0	0	n/a	6	30	5.0	13	89	6.8	13	95	7.3	19	150	7.9
	FRAD Fire Services Administration	3	14	4.7	7	17	2.4	11	23	2.1	9	27	3.0	5	40	8.0
	FUTR Studies of the Future	1	1	1.0	0	0	n/a	0	0	n/a	0	0	n/a	0	0	n/a
	GEOG Geography	0	0	0.0	0	0	0.0	0	0	0.0	8	56	7.0	10	83	8.3
	HIST History	20	460	23.0	22	491	22.3	22	468	21.3	19	457	24.1	22	480	21.8
	HLTH Health	18	391	21.7	19	406	21.4	19	416	21.9	18	497	27.6	17	498	29.3
	HUMN Humanities	29	587	20.2	31	576	18.6	30	450	15.0	26	457	17.6	26	483	18.6
	LITR Literature	24	561	23.4	24	457	19.0	21	459	21.9	25	443	17.7	25	455	18.2
	PHIL Philosophy	6	111	18.5	9	135	15.0	8	128	16.0	9	129	14.3	8	101	12.6
	POLS Political Science	0	0	n/a	0	0	n/a	2	6	3.0	4	25	6.3	6	83	13.8
	PSYC Psychology	109	1,839	16.9	132	1,928	14.6	122	1,895	15.5	132	2,119	16.1	122	2,231	18.3
	SOCI Sociology	45	621	13.8	49	659	13.4	47	630	13.4	43	606	14.1	35	509	14.5
	SWRK Social Work	9	130	14.4	10	155	15.5	11	132	12.0	11	131	11.9	10	101	10.1
	WMST Womens Studies	4	10	2.5	12	34	2.8	12	40	3.3	12	48	4.0	11	53	4.8
	WRIT Writing	29	658	22.7	29	648	22.3	32	643	20.1	32	679	21.2	37	783	21.2
Total	409	6,897	16.9	463	7,030	15.2	463	6,828	14.7	478	7,302	15.3	476	7,709	16.2	



Key: Num = Total number of organized class sections
 Enrl = Total Duplicated Enrollment in organized class sections
 Avg = Average Organized Class Size (Enrl / Num)

Figure 3c: Average Organized Class Size by Rubric, School and by Student Classification - School of Science and Computer Engineering

Data sorted by Rubric/Rubric Label		Fall 2006			Fall 2007			Fall 2008			Fall 2009			Fall 2010		
<u>School of Science and Computer Engineering</u>		Num	Enrl	Avg	Num	Enrl	Avg	Num	Enrl	Avg	Num	Enrl	Avg	Num	Enrl	Avg
Undergraduate	ASTR Astronomy and Space Science	7	153	21.9	6	119	19.8	3	129	43.0	3	132	44.0	3	102	34.0
	BIOL Biology	26	623	24.0	27	608	22.5	28	561	20.0	31	618	19.9	30	617	20.6
	CENG Computer Engineering	20	195	9.8	16	141	8.8	13	164	12.6	14	166	11.9	11	172	15.6
	CHEM Chemistry	16	198	12.4	19	203	10.7	19	220	11.6	17	212	12.5	20	292	14.6
	CINF Computer Information Systems	6	27	4.5	7	65	9.3	8	78	9.8	9	108	12.0	9	98	10.9
	CSCI Computer Science	26	347	13.3	25	320	12.8	21	269	12.8	23	301	13.1	21	337	16.0
	ENSC Environmental Science	0	0	n/a	0	0	n/a	2	21	10.5	3	8	2.7	3	8	2.7
	GEOG Geology	4	110	27.5	5	95	19.0	5	139	27.8	5	116	23.2	6	97	16.2
	INDH Industrial Hygiene and Safety	4	43	10.8	4	36	9.0	5	59	11.8	5	27	5.4	4	61	15.3
	MATH Mathematics	21	554	26.4	21	491	23.4	21	494	23.5	21	533	25.4	23	604	26.3
	PHYS Physics	2	27	13.5	2	23	11.5	4	23	5.8	6	34	5.7	5	44	8.8
	SWEN Software Engineering	3	25	8.3	3	28	9.3	3	34	11.3	2	32	16.0	1	15	15.0
	Total	135	2,302	17.1	135	2,129	15.8	132	2,191	16.6	139	2,287	16.5	136	2,447	18.0
Graduate	ASTR Astronomy and Space Science	2	11	5.5	1	6	6.0	1	18	18.0	1	4	4.0	1	6	6.0
	BIOL Biology	9	114	12.7	10	113	11.3	10	103	10.3	11	86	7.8	11	132	12.0
	BIOT Biotechnology	0	0	n/a	3	40	13.3	6	106	17.7	16	201	12.6	27	206	7.6
	CENG Computer Engineering	6	79	13.2	6	73	12.2	9	125	13.9	8	117	14.6	11	153	13.9
	CHEM Chemistry	6	33	5.5	7	40	5.7	5	36	7.2	4	12	3.0	7	52	7.4
	CINF Computer Information Systems	0	0	0.0	0	0	0.0	0	0	0.0	0	0	0.0	1	17	17.0
	CSCI Computer Science	18	258	14.3	19	254	13.4	21	355	16.9	18	296	16.4	23	396	17.2
	EMGT Engineering Management	0	0	n/a	2	7	3.5	3	37	12.3	4	37	9.3	7	86	12.3
	ENSC Environmental Science	3	10	3.3	3	9	3.0	3	14	4.7	3	17	5.7	2	12	6.0
	GEOG Geology	0	0	n/a	1	5	5.0	1	8	8.0	2	7	3.5	2	14	7.0
	INDH Industrial Hygiene and Safety	2	18	9.0	2	23	11.5	4	34	8.5	2	22	11.0	2	29	14.5
	MATH Mathematics	6	36	6.0	6	26	4.3	5	25	5.0	4	28	7.0	4	28	7.0
	PHYS Physics	4	32	8.0	4	39	9.8	5	32	6.4	9	76	8.4	8	47	5.9
	SENG Systems Engineering	6	72	12.0	6	66	11.0	6	83	13.8	5	92	18.4	8	107	13.4
	STAT Statistics	4	37	9.3	5	61	12.2	4	48	12.0	4	56	14.0	4	49	12.3
	SWEN Software Engineering	10	108	10.8	12	119	9.9	13	130	10.0	11	156	14.2	13	144	11.1
		Total	76	808	10.6	87	881	10.1	96	1,154	12.0	102	1,207	11.8	131	1,478



Key: Num = Total number of organized class sections
 Enrl = Total Duplicated Enrollment in organized class sections
 Avg = Average Organized Class Size (Enrl / Num)

**Figure 3c continued: Average Organized Class Size by Rubric, School and by Student Classification -
 School of Science and Computer Engineering**

Data sorted by Rubric/Rubric Label		Fall 2006			Fall 2007			Fall 2008			Fall 2009			Fall 2010		
<u>School of Science and Computer Engineering</u>		Num	Enrl	Avg	Num	Enrl	Avg	Num	Enrl	Avg	Num	Enrl	Avg	Num	Enrl	Avg
Total	ASTR Astronomy and Space Science	9	164	18.2	7	125	17.9	4	147	36.8	4	136	34.0	4	108	27.0
	BIOL Biology	35	737	21.1	37	721	19.5	38	664	17.5	42	704	16.8	41	749	18.3
	BIOT Biotechnology	0	0	n/a	3	40	13.3	6	106	17.7	16	201	12.6	27	206	7.6
	CENG Computer Engineering	26	274	10.5	22	214	9.7	22	289	13.1	22	283	12.9	22	325	14.8
	CHEM Chemistry	22	231	10.5	26	243	9.3	24	256	10.7	21	224	10.7	27	344	12.7
	CINF Computer Information Systems	6	27	4.5	7	65	9.3	8	78	9.8	9	108	12.0	10	115	11.5
	CSCI Computer Science	44	605	13.8	44	574	13.0	42	624	14.9	41	597	14.6	44	733	16.7
	EMGT Engineering Management	0	0	n/a	2	7	3.5	3	37	12.3	4	37	9.3	7	86	12.3
	ENSC Environmental Science	3	10	3.3	3	9	3.0	5	35	7.0	6	25	4.2	5	20	4.0
	GEOG Geology	4	110	27.5	6	100	16.7	6	147	24.5	7	123	17.6	8	111	13.9
	INDH Industrial Hygiene and Safety	6	61	10.2	6	59	9.8	9	93	10.3	7	49	7.0	6	90	15.0
	MATH Mathematics	27	590	21.9	27	517	19.1	26	519	20.0	25	561	22.4	27	632	23.4
	PHYS Physics	6	59	9.8	6	62	10.3	9	55	6.1	15	110	7.3	13	91	7.0
	SENG Systems Engineering	6	72	12.0	6	66	11.0	6	83	13.8	5	92	18.4	8	107	13.4
	STAT Statistics	4	37	9.3	5	61	12.2	4	48	12.0	4	56	14.0	4	49	12.3
	SWEN Software Engineering	13	133	10.2	15	147	9.8	16	164	10.3	13	188	14.5	14	159	11.4
	Total	211	3,110	14.7	222	3,010	13.6	228	3,345	14.7	241	3,494	14.5	267	3,925	14.7



Key: Num = Total number of organized class sections
 Enrl = Total Duplicated Enrollment in organized class sections
 Avg = Average Organized Class Size (Enrl / Num)

Figure 3d: Average Organized Class Size by Rubric, School and by Student Classification - School of Education

Data sorted by Rubric/Rubric Label		Fall 2006			Fall 2007			Fall 2008			Fall 2009			Fall 2010		
<u>School of Education</u>		Num	Enrl	Avg	Num	Enrl	Avg	Num	Enrl	Avg	Num	Enrl	Avg	Num	Enrl	Avg
Undergraduate	ECED Early Childhood Education	23	398	17.3	21	352	16.8	21	422	20.1	22	390	17.7	22	434	19.7
	EDUC Education	7	184	26.3	7	213	30.4	8	237	29.6	11	333	30.3	10	320	32.0
	GEOG Geography	5	115	23.0	5	81	16.2	4	79	19.8	0	0	n/a	0	0	n/a
	INST Instructional Technology	3	46	15.3	3	43	14.3	2	37	18.5	13	353	27.2	15	400	26.7
	LLLS Literacy, Language, Library Science	23	503	21.9	22	422	19.2	20	422	21.1	22	517	23.5	27	611	22.6
	SILC Studies in Language and Culture	13	327	25.2	13	346	26.6	14	388	27.7	17	445	26.2	18	474	26.3
	SPED Special Education	10	285	28.5	11	264	24.0	10	230	23.0	8	253	31.6	9	291	32.3
	TCED Teacher Education	57	1,034	18.1	56	961	17.2	50	850	17.0	46	717	15.6	48	813	16.9
	Total	141	2,892	20.5	138	2,682	19.4	129	2,665	20.7	139	3,008	21.6	149	3,343	22.4
Graduate	ADSU Administration and Supervision	46	864	18.8	41	732	17.9	51	731	14.3	33	367	11.1	25	285	11.4
	COUN Counseling	22	327	14.9	26	353	13.6	27	320	11.9	24	255	10.6	24	285	11.9
	ECED Early Childhood Education	5	72	14.4	5	53	10.6	6	68	11.3	5	50	10.0	4	46	11.5
	EDLS Educational Leadership	0	0	0.0	0	0	0.0	0	0	0.0	9	126	14.0	11	133	12.1
	EDUC Education	13	301	23.2	18	343	19.1	16	276	17.3	15	183	12.2	12	140	11.7
	GEOG Geography	2	5	2.5	1	1	1.0	1	3	3.0	0	0	n/a	0	0	n/a
	INST Instructional Technology	18	291	16.2	13	229	17.6	16	231	14.4	11	124	11.3	14	174	12.4
	LLLS Literacy, Language, Library Science	13	198	15.2	14	209	14.9	17	195	11.5	16	172	10.8	14	173	12.4
	SILC Studies in Language and Culture	10	167	16.7	10	171	17.1	9	152	16.9	8	93	11.6	8	103	12.9
SPED Special Education	2	16	8.0	3	22	7.3	2	11	5.5	2	15	7.5	0	0	n/a	
TCED Teacher Education	7	72	10.3	5	42	8.4	6	42	7.0	7	49	7.0	6	52	8.7	
Total	138	2,313	16.8	136	2,155	15.8	151	2,029	13.4	130	1,434	11.0	118	1,391	11.8	
Total	ADSU Administration and Supervision	46	864	18.8	41	732	17.9	51	731	14.3	33	367	11.1	25	285	11.4
	COUN Counseling	22	327	14.9	26	353	13.6	27	320	11.9	24	255	10.6	24	285	11.9
	ECED Early Childhood Education	28	470	16.8	26	405	15.6	27	490	18.1	27	440	16.3	26	480	18.5
	EDLS Educational Leadership	0	0	0.0	0	0	0.0	0	0	n/a	9	126	14.0	11	133	12.1
	EDUC Education	20	485	24.3	25	556	22.2	24	513	21.4	26	516	19.8	22	460	20.9
	GEOG Geography	7	120	17.1	6	82	13.7	5	82	16.4	0	0	n/a	0	0	n/a
	INST Instructional Technology	21	337	16.0	16	272	17.0	18	268	14.9	24	477	19.9	29	574	19.8
	LLLS Literacy, Language, Library Science	36	701	19.5	36	631	17.5	37	617	16.7	38	689	18.1	41	784	19.1
	SILC Studies in Language and Culture	23	494	21.5	23	517	22.5	23	540	23.5	25	538	21.5	26	577	22.2
	SPED Special Education	12	301	25.1	14	286	20.4	12	241	20.1	10	268	26.8	9	291	32.3
	TCED Teacher Education	64	1,106	17.3	61	1,003	16.4	56	892	15.9	53	766	14.5	54	865	16.0
	Total	279	5,205	18.7	274	4,837	17.7	280	4,694	16.8	269	4,442	16.5	267	4,734	17.7

Figure 4: Technical Documentation

1. Courses that OIE **excluded** from the Avg. Class Size and faculty course load report according to each School's instructions for course load classes:

ACCT4739,'ACCT4819','ACCT4839','ACCT5939'
, 'ACCT6739','ADSU5939','ASTR5939','BIOL4819','BIOL4829','BIOL4839','BIOL5919'
, 'BIOL5939','BIOL6939','CENG6939','CENG4819','CENG4839','CENG5939','CHEM4819'
, 'CHEM4839','CHEM5919','CHEM5939','CHEM6939','COUN5939','CSCI4819','CSCI4839'
, 'CSCI5919','CSCI5939','CSCI6939','CSCI6969','DSCI4839','DSCI5939','ECED4839', 'ECED6739',
, 'ECED5939','EDUC4839','EDUC6839','EDUC6939','ENSC5939','ENSC6939','ENVR4819'
, 'ENVR4839','ENVR5939','ENVR6739','ENVR6939','FINC4739','FINC4839','FINC5939'
, 'FINC6739','FINC6939','GEOG4839','GEOG5939','GEOL4819','GEOL4839','GEOL5939',
, 'GEOL6939','HADM4739','HADM4839','HADM5939','ISAM4839','ISAM5939','ISAM6739',
, 'HADM6739','HADM6939','HADM6969','HMRS5939','HMRS6739','HMRS6839','HMRS6939'
, 'INDH4839','INDH5919','INDH5939','INST4839','INST5919','INST5939','ISAM4739'
, 'LLLS5939','LLLS6739','MATH4819','MATH4839','MATH5939','MATH6939','MGMT4739'
, 'MGMT4819','MGMT4839','MGMT6739','MKTG4739','MKTG4819','MKTG4839','MKTG5939'
, 'PHYS4839','PHYS5919','PHYS5939','PHYS6939','POLS4839','PPRM5939','SENG5939'
, 'SENG6939','SENG6969','SILC4839','SILC5939','SPED4839','SPED5939','STAT5939','STAT6939'
, 'SWEN5939','SWEN6939','TCED 5939','TCED4839','ANTH4839','ANTH5939'
, 'ARTS4819','ARTS4839','ARTS5939','COMM4819','COMM4829','COMM4839','COMM5939'
, 'CRCL5939','CRCL6839','CRCL6939','CRIM4839','CRIM5939','CRIM6839','CRIM6939'
, 'FUTR5939','FUTR6839','FUTR6939','HIST4839','HIST5939','HIST6839','HIST6939'
, 'HLTH4839','HLTH5939','HLTH6839','HLTH6939','HUMN4839','HUMN4915','HUMN5915'
, 'HUMN5939','HUMN6839','HUMN6939','LITR4819','LITR4839','LITR5939','LITR6839'
, 'LITR6939','PHIL4839','PHIL5939','PSYC4819','PSYC4839','PSYC5915','PSYC5919'
, 'PSYC5929','PSYC5939','PSYC6636','PSYC6666','PSYC6839','PSYC6939','SOCI4839'
, 'SOCI5939','SOCI6839','SOCI6939','SWRK4839','WMST4819','WMST4839','ARTS5919'
, 'FUTR6739','HUMN4739','HUMN6739','LITR6739','PSYC4739','SOCI4739','HLTH6739'
, 'LEGL4739','LEGL4819','LEGL4839'

*Recode into same variable "CrsCounted", system missing to a 1
(1 is counted towards course load) and 2 to 2 (2 is not counted for courseload).
2 represents all of the courses outlined below. Use this syntax
in conjunction with the syntax detail outlined in number 2.



2. Syntax used on the certified CBM-004

Any item with 0 or missing in item103 - Course enrollment without duplicated lab section was also filtered out. This would also mean courses with 0 SCH in item7 - (SCH value) so that course plus lab is counted only as 1 section.

This selects only classes that are lecture, laboratory and seminar using item6 of the cbm-004. Item6 is type of instruction.

* HSH Practicum courses are treated as organized.

* If (school=2 and item6=1) type=1.

* SOE Practicum courses with an enrollment greater than 5 are treated as organized.

* If (school=4 and item6=3 and item103 > 5) type=1.

DO IF (ANY(item6,1,2,4)) .

COMPUTE organized_class = 1 .

ELSE IF (school = 2 & item6 = 3).

COMPUTE organized_class = 2 .

ELSE IF (school = 4 & item6 = 3 & item103 > 5) .

COMPUTE organized_class = 3 .

ELSE IF (ANY(item6, 3,5,6,7,8,9,0)) .

COMPUTE organized_class =4 .

END IF.

RECODE

organized_class

(1 thru 3=1) (ELSE=2) INTO organized_class_use_this .

VARIABLE LABELS organized_class_use_this 'organized class recoded'.

EXECUTE .

variable labels

organized_class_use_this 'Organized class for reporting'.

EXECUTE .

Class'.

value labels

organized_class_use_this 1 'Organized Class' 2 'Not an Organized

EXECUTE .

3. List of Courses and the frequency of sections included as Organized Classes for Fall 2010 by School:



Key: Num = Total number of organized class sections
 Enrl = Total Duplicated Enrollment in organized class sections
 Avg = Average Organized Class Size (Enrl / Num)

School	Classification	Rubric/Crs.	Num	Enrl	Avg
		Number			
School of Business	undergraduate	ACCT3331	3	107	35.7
		ACCT3333	2	79	39.5
		ACCT3431	4	129	32.3
		ACCT3432	3	82	27.3
		ACCT4331	3	100	33.3
		ACCT4332	2	54	27.0
		ACCT4431	3	64	21.3
		ACCT4432	1	21	21.0
		ACCT4434	1	16	16.0
		ACCT4435	1	30	30.0
		ACCT4436	2	83	41.5
		ACCT4532	2	73	36.5
		ACCT4533	1	23	23.0
		ACCT4631	1	35	35.0
		DSCI3131	6	171	28.5
		DSCI3231	6	244	40.7
		ECON3131	4	219	54.8
		ENVR3131	1	16	16.0
		ENVR4132	1	12	12.0
		ENVR4135	1	16	16.0
		ENVR4333	1	12	12.0
		ENVR4931	1	5	5.0
		FINC3031	1	25	25.0
		FINC3331	4	160	40.0
		FINC3333	2	50	25.0
		FINC3533	2	30	15.0
		FINC4331	2	39	19.5
		FINC4431	1	12	12.0
		FINC4531	1	13	13.0
		HADM3131	1	39	39.0
		HADM3531	1	33	33.0
		HADM4132	1	36	36.0
		HADM4236	1	4	4.0
		HADM4332	1	26	26.0
		HADM4433	1	9	9.0

3. List of Courses and the frequency of sections included as Organized Classes for Fall 2010 by School:



Key: Num = Total number of organized class sections
 Enrl = Total Duplicated Enrollment in organized class sections
 Avg = Average Organized Class Size (Enrl / Num)

School	Classification	Rubric/Crs. Number	Num	Enrl	Avg
		HADM4531	1	11	11.0
		ISAM3033	6	173	28.8
		ISAM3034	1	10	10.0
		ISAM3331	1	17	17.0
		ISAM3332	1	6	6.0
		ISAM4635	2	4	2.0
		LEGL3133	1	27	27.0
		LEGL3231	1	14	14.0
		LEGL3432	1	19	19.0
		LEGL3531	1	24	24.0
		LEGL3533	1	10	10.0
		LEGL4533	1	8	8.0
		LEGL4535	1	18	18.0
		LEGL4539	1	17	17.0
		MGMT3031	5	217	43.4
		MGMT3331	3	92	30.7
		MGMT3431	1	11	11.0
		MGMT3531	2	49	24.5
		MGMT4132	4	165	41.3
		MGMT4136	1	36	36.0
		MGMT4237	1	32	32.0
		MGMT4332	1	34	34.0
		MGMT4431	1	25	25.0
		MGMT4533	1	19	19.0
		MGMT4534	4	163	40.8
		MGMT4931	3	30	10.0
		MKTG3031	4	218	54.5
		MKTG3133	1	28	28.0
		MKTG3331	1	28	28.0
		MKTG3332	1	29	29.0
		MKTG3531	1	16	16.0
		MKTG4332	1	40	40.0
		MKTG4334	1	14	14.0
		Group Total	126	3,671	29.1
	graduate	ACCT5031	2	69	34.5

3. List of Courses and the frequency of sections included as Organized Classes for Fall 2010 by School:



Key: Num = Total number of organized class sections
 Enrl = Total Duplicated Enrollment in organized class sections
 Avg = Average Organized Class Size (Enrl / Num)

School	Classification	Rubric/Crs.	Num	Enrl	Avg
		Number			
		ACCT5131	3	96	32.0
		ACCT5133	3	30	10.0
		ACCT5134	3	18	6.0
		ACCT5137	3	19	6.3
		ACCT5231	1	29	29.0
		ACCT5234	1	33	33.0
		ACCT5331	1	10	10.0
		ACCT5332	1	22	22.0
		ACCT5333	2	5	2.5
		ACCT5335	1	7	7.0
		ACCT5336	1	1	1.0
		ACCT5431	1	14	14.0
		ACCT5432	1	28	28.0
		ACCT6731	1	9	9.0
		ACCT6732	2	42	21.0
		ACCT6735	1	12	12.0
		BAPA5131	3	90	30.0
		DSCI5031	2	74	37.0
		DSCI5431	4	100	25.0
		ECON5031	2	50	25.0
		ECON5136	3	92	30.7
		ENVR5332	1	12	12.0
		ENVR5333	1	6	6.0
		ENVR5532	1	20	20.0
		ENVR5537	1	18	18.0
		FINC5031	2	35	17.5
		FINC5131	1	14	14.0
		FINC5133	3	89	29.7
		FINC5134	1	9	9.0
		FINC5331	1	30	30.0
		FINC5332	1	35	35.0
		FINC5931	2	13	6.5
		FINC6231	1	12	12.0
		FINC6233	1	17	17.0
		FINC6234	1	7	7.0

3. List of Courses and the frequency of sections included as Organized Classes for Fall 2010 by School:



Key: Num = Total number of organized class sections
 Enrl = Total Duplicated Enrollment in organized class sections
 Avg = Average Organized Class Size (Enrl / Num)

School	Classification	Rubric/Crs.	Num	Enrl	Avg
		Number			
		FINC6531	1	37	37.0
		FINC6731	1	11	11.0
		HADM5032	2	32	16.0
		HADM5131	1	40	40.0
		HADM5132	1	37	37.0
		HADM5232	1	16	16.0
		HADM5233	1	36	36.0
		HADM5331	2	38	19.0
		HADM5431	1	33	33.0
		HADM5433	1	26	26.0
		HADM6132	1	37	37.0
		HADM6235	2	67	33.5
		HADM6236	1	36	36.0
		HADM6519	1	7	7.0
		HADM6738	1	36	36.0
		HMRS5131	1	21	21.0
		HMRS5231	1	10	10.0
		HMRS5433	1	29	29.0
		HMRS5531	1	26	26.0
		ISAM5030	1	14	14.0
		ISAM5330	2	46	23.0
		ISAM5331	2	35	17.5
		ISAM5334	1	34	34.0
		ISAM5335	1	32	32.0
		ISAM5337	2	18	9.0
		ISAM5338	1	24	24.0
		ISAM5339	1	19	19.0
		ISAM5439	1	12	12.0
		ISAM5632	1	36	36.0
		ISAM5635	2	35	17.5
		ISAM5636	1	28	28.0
		ISAM5638	1	6	6.0
		ISAM5731	1	1	1.0
		LEGL5131	1	18	18.0
		MGMT5032	3	99	33.0

3. List of Courses and the frequency of sections included as Organized Classes for Fall 2010 by School:



Key: Num = Total number of organized class sections
 Enrl = Total Duplicated Enrollment in organized class sections
 Avg = Average Organized Class Size (Enrl / Num)

School	Classification	Rubric/Crs.	Num	Enrl	Avg		
		Number					
School of Human Sciences and Humanities	undergraduate	MGMT5133	3	106	35.3		
		MGMT5332	1	16	16.0		
		MGMT5636	2	19	9.5		
		MGMT5638	1	9	9.0		
		MGMT5931	3	20	6.7		
		MGMT6237	1	23	23.0		
		MGMT6332	1	6	6.0		
		MGMT6731	3	93	31.0		
		MKTG5031	2	65	32.5		
		MKTG5332	2	78	39.0		
		MKTG5532	1	7	7.0		
		PPRM5131	1	13	13.0		
		Group Total		125	2,654	21.2	
				ANTH3131	5	206	41.2
				ANTH3532	1	9	9.0
				ANTH4031	1	17	17.0
				ANTH4333	1	23	23.0
				ANTH4334	2	30	15.0
				ANTH4432	1	13	13.0
				ANTH4531	1	19	19.0
				ANTH4634	1	8	8.0
				ANTH4931	1	4	4.0
				ARTS3030	6	70	11.7
				ARTS3031	5	75	15.0
				ARTS3136	1	16	16.0
				ARTS3137	1	13	13.0
				ARTS3231	1	13	13.0
				ARTS3330	1	12	12.0
				ARTS3331	1	10	10.0
				ARTS3335	1	7	7.0
				ARTS3431	1	4	4.0
				ARTS3631	1	6	6.0
				ARTS3831	1	41	41.0
		ARTS3832	1	28	28.0		
		ARTS4030	1	10	10.0		

3. List of Courses and the frequency of sections included as Organized Classes for Fall 2010 by School:



Key: Num = Total number of organized class sections
 Enrl = Total Duplicated Enrollment in organized class sections
 Avg = Average Organized Class Size (Enrl / Num)

School	Classification	Rubric/Crs.	Num	Enrl	Avg
		Number			
		ARTS4038	1	8	8.0
		ARTS4039	1	5	5.0
		ARTS4131	1	10	10.0
		ARTS4132	1	6	6.0
		ARTS4133	2	17	8.5
		ARTS4136	1	10	10.0
		ARTS4233	2	13	6.5
		ARTS4234	1	9	9.0
		ARTS4331	1	3	3.0
		ARTS4332	1	10	10.0
		ARTS4335	1	6	6.0
		ARTS4431	1	3	3.0
		ARTS4433	1	20	20.0
		ARTS4434	2	16	8.0
		ARTS4439	4	73	18.3
		ARTS4533	1	3	3.0
		ARTS4539	1	8	8.0
		ARTS4637	1	35	35.0
		ARTS4735	1	12	12.0
		ARTS4739	1	1	1.0
		COMM3230	1	33	33.0
		COMM3231	1	30	30.0
		COMM3531	1	27	27.0
		COMM3534	1	29	29.0
		COMM3535	1	30	30.0
		COMM3536	1	14	14.0
		COMM4233	1	26	26.0
		COMM4434	2	23	11.5
		COMM4531	1	1	1.0
		COMM4533	1	10	10.0
		COMM4534	1	9	9.0
		COMM4536	1	12	12.0
		COMM4538	1	16	16.0
		COMM4565	1	24	24.0
		COMM4611	1	13	13.0

3. List of Courses and the frequency of sections included as Organized Classes for Fall 2010 by School:



Key: Num = Total number of organized class sections
 Enrl = Total Duplicated Enrollment in organized class sections
 Avg = Average Organized Class Size (Enrl / Num)

School	Classification	Rubric/Crs.	Num	Enrl	Avg
		Number			
		COMM4739	1	16	16.0
		COMM4831	1	15	15.0
		COMM4931	1	4	4.0
		CRIM3132	2	30	15.0
		CRIM4133	1	10	10.0
		CRIM4135	1	12	12.0
		CRIM4331	1	31	31.0
		CRIM4334	1	19	19.0
		CRIM4335	1	30	30.0
		CRIM4338	1	26	26.0
		CRIM4930	1	6	6.0
		CRIM4931	2	24	12.0
		FRAD4433	1	5	5.0
		FRAD4434	1	7	7.0
		FRAD4435	1	2	2.0
		FRAD4437	1	16	16.0
		FRAD4931	1	10	10.0
		GEOG3137	1	18	18.0
		GEOG4030	1	18	18.0
		GEOG4131	1	7	7.0
		GEOG4133	1	14	14.0
		GEOG4135	1	2	2.0
		GEOG4136	1	8	8.0
		GEOG4231	1	8	8.0
		GEOG4931	1	4	4.0
		HIST3230	1	34	34.0
		HIST3331	1	36	36.0
		HIST4033	1	35	35.0
		HIST4035	1	33	33.0
		HIST4036	1	34	34.0
		HIST4037	1	33	33.0
		HIST4135	1	30	30.0
		HIST4138	1	24	24.0
		HIST4238	1	17	17.0
		HIST4239	1	34	34.0

3. List of Courses and the frequency of sections included as Organized Classes for Fall 2010 by School:



Key: Num = Total number of organized class sections
 Enrl = Total Duplicated Enrollment in organized class sections
 Avg = Average Organized Class Size (Enrl / Num)

School	Classification	Rubric/Crs. Number	Num	Enrl	Avg
		HIST4336	1	28	28.0
		HIST4338	1	35	35.0
		HIST4931	2	7	3.5
		HLTH3031	3	72	24.0
		HLTH3135	1	31	31.0
		HLTH3136	1	38	38.0
		HLTH3739	1	21	21.0
		HLTH4031	1	73	73.0
		HLTH4033	2	71	35.5
		HLTH4034	1	75	75.0
		HLTH4038	2	31	15.5
		HLTH4739	1	11	11.0
		HUMN3031	5	149	29.8
		HUMN3033	5	150	30.0
		HUMN3035	3	90	30.0
		HUMN4038	1	4	4.0
		HUMN4236	1	4	4.0
		HUMN4931	3	15	5.0
		LITR3334	3	97	32.3
		LITR3631	1	25	25.0
		LITR3632	1	19	19.0
		LITR4130	1	29	29.0
		LITR4232	1	21	21.0
		LITR4233	1	20	20.0
		LITR4236	1	21	21.0
		LITR4237	1	30	30.0
		LITR4537	1	30	30.0
		PHIL3331	3	80	26.7
		PHIL4232	1	7	7.0
		PHIL4931	2	9	4.5
		POLS3331	1	21	21.0
		POLS4135	1	15	15.0
		POLS4534	1	15	15.0
		POLS4931	3	32	10.7
		PSYC3011	1	102	102.0

3. List of Courses and the frequency of sections included as Organized Classes for Fall 2010 by School:



Key: Num = Total number of organized class sections
 Enrl = Total Duplicated Enrollment in organized class sections
 Avg = Average Organized Class Size (Enrl / Num)

School	Classification	Rubric/Crs.	Num	Enrl	Avg
		Number			
		PSYC3135	1	37	37.0
		PSYC3231	3	89	29.7
		PSYC3331	3	97	32.3
		PSYC3332	1	58	58.0
		PSYC3333	3	41	13.7
		PSYC3334	2	51	25.5
		PSYC4032	2	12	6.0
		PSYC4038	1	15	15.0
		PSYC4111	1	9	9.0
		PSYC4131	1	32	32.0
		PSYC4134	2	71	35.5
		PSYC4135	2	61	30.5
		PSYC4136	2	76	38.0
		PSYC4232	1	14	14.0
		PSYC4433	1	15	15.0
		PSYC4434	1	15	15.0
		PSYC4435	1	13	13.0
		PSYC4531	4	114	28.5
		PSYC4536	1	18	18.0
		PSYC4631	2	75	37.5
		PSYC4730	4	116	29.0
		PSYC4731	2	49	24.5
		PSYC4832	2	89	44.5
		PSYC4911	1	28	28.0
		PSYC4931	3	23	7.7
		SOCI3132	3	30	10.0
		SOCI3531	1	28	28.0
		SOCI3532	1	32	32.0
		SOCI4038	1	3	3.0
		SOCI4132	2	52	26.0
		SOCI4133	1	10	10.0
		SOCI4135	1	8	8.0
		SOCI4136	1	18	18.0
		SOCI4232	2	67	33.5
		SOCI4238	1	20	20.0

3. List of Courses and the frequency of sections included as Organized Classes for Fall 2010 by School:



Key: Num = Total number of organized class sections
 Enrl = Total Duplicated Enrollment in organized class sections
 Avg = Average Organized Class Size (Enrl / Num)

School	Classification	Rubric/Crs. Number	Num	Enrl	Avg
		SOCI4332	1	14	14.0
		SOCI4334	1	10	10.0
		SOCI4432	1	7	7.0
		SOCI4433	1	15	15.0
		SOCI4434	1	13	13.0
		SOCI4435	1	9	9.0
		SOCI4534	1	15	15.0
		SOCI4536	1	10	10.0
		SOCI4538	1	17	17.0
		SOCI4834	1	20	20.0
		SOCI4835	1	22	22.0
		SWRK4031	1	17	17.0
		SWRK4034	1	11	11.0
		SWRK4134	1	9	9.0
		SWRK4138	2	18	9.0
		SWRK4139	1	11	11.0
		SWRK4169	2	18	9.0
		SWRK4730	2	17	8.5
		WMST4038	1	10	10.0
		WMST4132	1	9	9.0
		WMST4537	1	5	5.0
		WMST4931	3	16	5.3
		WRIT3037	22	472	21.5
		WRIT3132	9	181	20.1
		WRIT3135	6	130	21.7
		Group Total	299	5,891	19.7
	graduate	ANTH5333	1	1	1.0
		ARTS5037	1	5	5.0
		ARTS5038	1	1	1.0
		ARTS5231	1	2	2.0
		ARTS5331	1	5	5.0
		ARTS5931	1	2	2.0
		COMM5031	1	1	1.0
		COMM5033	1	3	3.0
		COMM5037	1	2	2.0

3. List of Courses and the frequency of sections included as Organized Classes for Fall 2010 by School:



Key: Num = Total number of organized class sections
 Enrl = Total Duplicated Enrollment in organized class sections
 Avg = Average Organized Class Size (Enrl / Num)

School	Classification	Rubric/Crs.	Num	Enrl	Avg
		Number			
		CRCL5031	1	23	23.0
		CRCL5032	1	15	15.0
		CRCL5035	1	8	8.0
		CRCL5037	1	7	7.0
		CRCL5232	1	4	4.0
		CRCL5434	1	1	1.0
		CRCL5931	5	16	3.2
		CRCL6739	1	1	1.0
		CRIM5036	2	31	15.5
		CRIM5136	1	19	19.0
		CRIM5331	1	11	11.0
		CRIM5336	1	23	23.0
		CRIM5432	1	31	31.0
		CRIM5931	2	19	9.5
		CRIM6735	1	3	3.0
		CRIM6739	1	3	3.0
		DMST5031	1	14	14.0
		DMST5033	1	8	8.0
		DMST5038	2	6	3.0
		DMST5039	1	13	13.0
		DMST5230	1	18	18.0
		DMST5232	1	21	21.0
		DMST5233	1	17	17.0
		DMST5235	1	5	5.0
		DMST5538	1	8	8.0
		DMST5931	3	20	6.7
		DMST5939	2	2	1.0
		DMST6739	2	9	4.5
		DMST6839	2	9	4.5
		GEOG5931	2	4	2.0
		HIST5031	1	18	18.0
		HIST5131	1	11	11.0
		HIST5234	1	15	15.0
		HIST5239	1	16	16.0
		HIST5430	1	3	3.0

3. List of Courses and the frequency of sections included as Organized Classes for Fall 2010 by School:



Key: Num = Total number of organized class sections
 Enrl = Total Duplicated Enrollment in organized class sections
 Avg = Average Organized Class Size (Enrl / Num)

School	Classification	Rubric/Crs. Number	Num	Enrl	Avg
		HIST5431	1	20	20.0
		HIST5434	1	8	8.0
		HIST5931	1	9	9.0
		HLTH5131	1	22	22.0
		HLTH5335	1	18	18.0
		HLTH6032	1	19	19.0
		HLTH6033	1	16	16.0
		HUMN5033	2	41	20.5
		HUMN5035	1	13	13.0
		HUMN5037	1	9	9.0
		HUMN5931	4	8	2.0
		LITR5037	1	10	10.0
		LITR5131	1	17	17.0
		LITR5132	1	13	13.0
		LITR5430	2	27	13.5
		LITR5431	1	18	18.0
		LITR5434	1	8	8.0
		LITR5435	1	16	16.0
		LITR5436	1	13	13.0
		LITR5437	1	14	14.0
		LITR5439	1	8	8.0
		LITR5739	1	1	1.0
		LITR5931	2	18	9.0
		PHIL5931	2	5	2.5
		PSYC5031	2	51	25.5
		PSYC5131	1	19	19.0
		PSYC5134	2	16	8.0
		PSYC5135	1	9	9.0
		PSYC5233	1	14	14.0
		PSYC5234	1	16	16.0
		PSYC5235	3	52	17.3
		PSYC5236	1	9	9.0
		PSYC5239	2	18	9.0
		PSYC5331	1	31	31.0
		PSYC5332	1	23	23.0

3. List of Courses and the frequency of sections included as Organized Classes for Fall 2010 by School:



Key: Num = Total number of organized class sections
 Enrl = Total Duplicated Enrollment in organized class sections
 Avg = Average Organized Class Size (Enrl / Num)

School	Classification	Rubric/Crs.	Num	Enrl	Avg
		Number			
		PSYC5334	1	21	21.0
		PSYC5335	1	9	9.0
		PSYC5336	1	5	5.0
		PSYC5432	1	7	7.0
		PSYC5437	1	6	6.0
		PSYC5532	3	29	9.7
		PSYC5533	1	8	8.0
		PSYC5535	1	10	10.0
		PSYC5536	1	10	10.0
		PSYC5731	2	18	9.0
		PSYC5734	1	12	12.0
		PSYC5735	1	18	18.0
		PSYC5736	1	8	8.0
		PSYC5737	1	14	14.0
		PSYC5738	2	13	6.5
		PSYC5911	2	27	13.5
		PSYC5931	5	32	6.4
		PSYC6031	1	16	16.0
		PSYC6032	1	9	9.0
		PSYC6033	1	4	4.0
		PSYC6036	6	127	21.2
		PSYC6038	2	9	4.5
		PSYC6039	2	12	6.0
		PSYC6111	1	13	13.0
		PSYC6121	1	13	13.0
		PSYC6133	1	11	11.0
		PSYC6134	1	25	25.0
		PSYC6139	1	9	9.0
		PSYC6233	1	13	13.0
		PSYC6238	1	13	13.0
		PSYC6239	1	12	12.0
		PSYC6330	1	7	7.0
		PSYC6335	1	4	4.0
		PSYC6431	1	9	9.0
		PSYC6531	1	24	24.0

3. List of Courses and the frequency of sections included as Organized Classes for Fall 2010 by School:



Key: Num = Total number of organized class sections
 Enrl = Total Duplicated Enrollment in organized class sections
 Avg = Average Organized Class Size (Enrl / Num)

School	Classification	Rubric/Crs.	Num	Enrl	Avg		
		Number					
School of Science and Computer Engineering	undergraduate	PSYC6611	1	28	28.0		
		PSYC6734	1	1	1.0		
		PSYC6739	4	34	8.5		
		PSYC6832	1	13	13.0		
		SOCI5035	1	6	6.0		
		SOCI5131	1	13	13.0		
		SOCI5337	1	22	22.0		
		SOCI5433	1	8	8.0		
		SOCI5532	2	11	5.5		
		SOCI5931	2	9	4.5		
		SOCI6731	1	15	15.0		
		SOCI6739	1	5	5.0		
		WMST5533	1	5	5.0		
		WMST5931	4	8	2.0		
		Group Total			177	1,818	10.3
				ASTR3131	3	102	34.0
				BIOL3011	1	11	11.0
				BIOL3031	1	17	17.0
				BIOL3133	1	5	5.0
				BIOL3221	3	39	13.0
				BIOL3231	1	48	48.0
				BIOL3333	1	40	40.0
				BIOL3411	4	58	14.5
				BIOL3431	1	61	61.0
				BIOL4113	1	4	4.0
				BIOL4131	1	48	48.0
				BIOL4133	1	4	4.0
				BIOL4233	1	11	11.0
				BIOL4332	1	14	14.0
				BIOL4421	2	39	19.5
				BIOL4422	2	19	9.5
				BIOL4431	1	23	23.0
		BIOL4435	2	78	39.0		
		BIOL4437	1	31	31.0		
		BIOL4438	1	21	21.0		

3. List of Courses and the frequency of sections included as Organized Classes for Fall 2010 by School:



Key: Num = Total number of organized class sections
 Enrl = Total Duplicated Enrollment in organized class sections
 Avg = Average Organized Class Size (Enrl / Num)

School	Classification	Rubric/Crs. Number	Num	Enrl	Avg
		BIOL4523	1	10	10.0
		BIOL4535	1	17	17.0
		BIOL4728	1	19	19.0
		CENG3112	2	30	15.0
		CENG3113	1	15	15.0
		CENG3132	1	31	31.0
		CENG3133	1	15	15.0
		CENG3135	1	9	9.0
		CENG3624	1	13	13.0
		CENG4113	1	11	11.0
		CENG4133	1	14	14.0
		CENG4331	1	18	18.0
		CENG4625	1	16	16.0
		CHEM3030	1	17	17.0
		CHEM3032	2	44	22.0
		CHEM3224	1	18	18.0
		CHEM3233	1	53	53.0
		CHEM3333	1	23	23.0
		CHEM4130	1	15	15.0
		CHEM4231	1	4	4.0
		CHEM4325	1	11	11.0
		CHEM4335	1	16	16.0
		CHEM4422	2	4	2.0
		CHEM4431	1	19	19.0
		CHEM4532	1	12	12.0
		CHEM4622	1	13	13.0
		CHEM4635	1	12	12.0
		CHEM4637	2	16	8.0
		CHEM4639	1	10	10.0
		CHEM4729	1	5	5.0
		CINF3231	1	13	13.0
		CINF3331	1	32	32.0
		CINF4230	2	15	7.5
		CINF4234	1	6	6.0
		CINF4634	1	12	12.0

3. List of Courses and the frequency of sections included as Organized Classes for Fall 2010 by School:



Key: Num = Total number of organized class sections
 Enrl = Total Duplicated Enrollment in organized class sections
 Avg = Average Organized Class Size (Enrl / Num)

School	Classification	Rubric/Crs. Number	Num	Enrl	Avg
		CINF4838	1	4	4.0
		CINF4931	2	16	8.0
		CSCI3131	1	28	28.0
		CSCI3132	1	14	14.0
		CSCI3133	1	30	30.0
		CSCI3134	2	55	27.5
		CSCI3231	1	20	20.0
		CSCI3233	1	6	6.0
		CSCI3234	1	22	22.0
		CSCI3331	1	32	32.0
		CSCI3333	1	16	16.0
		CSCI3532	1	20	20.0
		CSCI4135	1	16	16.0
		CSCI4230	2	22	11.0
		CSCI4333	2	21	10.5
		CSCI4634	1	4	4.0
		CSCI4838	1	6	6.0
		CSCI4931	3	25	8.3
		ENSC3033	1	6	6.0
		ENSC4819	1	1	1.0
		ENSC4839	1	1	1.0
		GEOL3034	1	14	14.0
		GEOL3035	1	30	30.0
		GEOL3333	1	34	34.0
		GEOL3631	1	7	7.0
		GEOL4235	1	5	5.0
		GEOL4335	1	7	7.0
		INDH4136	1	24	24.0
		INDH4232	1	15	15.0
		INDH4233	1	16	16.0
		INDH4431	1	6	6.0
		MATH3031	2	50	25.0
		MATH3032	6	189	31.5
		MATH3034	1	27	27.0
		MATH3038	2	69	34.5

3. List of Courses and the frequency of sections included as Organized Classes for Fall 2010 by School:



Key: Num = Total number of organized class sections
 Enrl = Total Duplicated Enrollment in organized class sections
 Avg = Average Organized Class Size (Enrl / Num)

School	Classification	Rubric/Crs. Number	Num	Enrl	Avg
		MATH3131	1	28	28.0
		MATH3231	1	19	19.0
		MATH3331	2	56	28.0
		MATH3334	1	33	33.0
		MATH4030	1	13	13.0
		MATH4131	1	6	6.0
		MATH4136	1	19	19.0
		MATH4231	1	19	19.0
		MATH4232	1	30	30.0
		MATH4331	1	15	15.0
		MATH4434	1	31	31.0
		PHYS3011	1	16	16.0
		PHYS3031	1	14	14.0
		PHYS4131	1	6	6.0
		PHYS4331	1	4	4.0
		PHYS4531	1	4	4.0
		SWEN4432	1	15	15.0
		Group Total	136	2,447	18.0
	graduate	ASTR5931	1	6	6.0
		BIOL5131	1	19	19.0
		BIOL5215	1	8	8.0
		BIOL5235	1	8	8.0
		BIOL5332	1	28	28.0
		BIOL5533	1	5	5.0
		BIOL5635	1	20	20.0
		BIOL5736	1	8	8.0
		BIOL5738	1	8	8.0
		BIOL5931	2	17	8.5
		BIOL6838	1	11	11.0
		BIOT5031	1	50	50.0
		BIOT5530	1	3	3.0
		BIOT5733	3	51	17.0
		BIOT5736	1	10	10.0
		BIOT5919	3	4	1.3
		BIOT5929	4	6	1.5

3. List of Courses and the frequency of sections included as Organized Classes for Fall 2010 by School:



Key: Num = Total number of organized class sections
 Enrl = Total Duplicated Enrollment in organized class sections
 Avg = Average Organized Class Size (Enrl / Num)

School	Classification	Rubric/Crs. Number	Num	Enrl	Avg
		BIOT5931	6	50	8.3
		BIOT5939	7	17	2.4
		BIOT6838	1	15	15.0
		CENG5131	2	38	19.0
		CENG5334	1	25	25.0
		CENG5432	1	11	11.0
		CENG5434	1	18	18.0
		CENG5531	1	9	9.0
		CENG6332	1	16	16.0
		CENG6431	1	5	5.0
		CENG6532	1	16	16.0
		CENG6534	1	6	6.0
		CENG6838	1	9	9.0
		CHEM5131	1	7	7.0
		CHEM5336	1	11	11.0
		CHEM5635	1	7	7.0
		CHEM5637	1	6	6.0
		CHEM5931	1	10	10.0
		CHEM6731	1	8	8.0
		CHEM6838	1	3	3.0
		CINF5931	1	17	17.0
		CSCI5132	2	52	26.0
		CSCI5232	1	30	30.0
		CSCI5233	2	17	8.5
		CSCI5333	2	52	26.0
		CSCI5432	2	46	23.0
		CSCI5433	1	27	27.0
		CSCI5531	1	38	38.0
		CSCI5532	1	10	10.0
		CSCI5631	1	6	6.0
		CSCI5633	2	48	24.0
		CSCI5635	1	6	6.0
		CSCI5833	2	4	2.0
		CSCI5931	1	4	4.0
		CSCI6530	2	35	17.5

3. List of Courses and the frequency of sections included as Organized Classes for Fall 2010 by School:



Key: Num = Total number of organized class sections
 Enrl = Total Duplicated Enrollment in organized class sections
 Avg = Average Organized Class Size (Enrl / Num)

School	Classification	Rubric/Crs. Number	Num	Enrl	Avg
		CSCI6838	2	21	10.5
		EMGT5130	2	29	14.5
		EMGT5131	1	11	11.0
		EMGT5231	2	27	13.5
		EMGT5931	1	10	10.0
		EMGT6837	1	9	9.0
		ENSC5530	1	8	8.0
		ENSC6838	1	4	4.0
		GEOL5531	1	9	9.0
		GEOL5631	1	5	5.0
		INDH5333	1	13	13.0
		INDH5334	1	16	16.0
		MATH5136	1	13	13.0
		MATH5137	1	9	9.0
		MATH6837	1	5	5.0
		MATH6838	1	1	1.0
		PHYS5411	1	8	8.0
		PHYS5431	1	10	10.0
		PHYS5511	1	4	4.0
		PHYS5531	1	8	8.0
		PHYS5611	1	3	3.0
		PHYS5631	1	10	10.0
		PHYS5931	2	4	2.0
		SENG5130	2	12	6.0
		SENG5230	1	17	17.0
		SENG5231	1	19	19.0
		SENG5232	1	13	13.0
		SENG5330	1	30	30.0
		SENG5334	1	10	10.0
		SENG6837	1	6	6.0
		STAT5135	1	29	29.0
		STAT5531	1	10	10.0
		STAT5533	1	7	7.0
		STAT6837	1	3	3.0
		SWEN5130	1	40	40.0

3. List of Courses and the frequency of sections included as Organized Classes for Fall 2010 by School:



Key: Num = Total number of organized class sections
 Enrl = Total Duplicated Enrollment in organized class sections
 Avg = Average Organized Class Size (Enrl / Num)

School	Classification	Rubric/Crs. Number	Num	Enrl	Avg
School of Education	undergraduate	SWEN5131	1	5	5.0
		SWEN5132	2	12	6.0
		SWEN5133	2	13	6.5
		SWEN5230	1	6	6.0
		SWEN5234	2	9	4.5
		SWEN5432	1	22	22.0
		SWEN5931	1	23	23.0
		SWEN6837	2	14	7.0
		Group Total	131	1,478	11.3
		ECED4031	1	24	24.0
		ECED4032	4	87	21.8
		ECED4034	1	23	23.0
		ECED4036	1	17	17.0
		ECED4131	7	169	24.1
		ECED4133	1	15	15.0
		ECED4134	2	32	16.0
		ECED4230	1	13	13.0
		ECED4231	1	8	8.0
		ECED4233	1	12	12.0
		ECED4234	1	13	13.0
		ECED4335	1	21	21.0
		EDUC4030	1	30	30.0
		EDUC4130	8	283	35.4
		EDUC4132	1	7	7.0
		INST3133	13	349	26.8
		INST4535	1	26	26.0
		INST4635	1	25	25.0
		LLLS4131	5	166	33.2
		LLLS4132	1	10	10.0
		LLLS4133	1	24	24.0
		LLLS4332	1	24	24.0
		LLLS4434	8	159	19.9
		LLLS4435	5	122	24.4
LLLS4436	1	25	25.0		
LLLS4531	3	65	21.7		

3. List of Courses and the frequency of sections included as Organized Classes for Fall 2010 by School:



Key: Num = Total number of organized class sections
 Enrl = Total Duplicated Enrollment in organized class sections
 Avg = Average Organized Class Size (Enrl / Num)

School	Classification	Rubric/Crs. Number	Num	Enrl	Avg
		LLLS4532	1	6	6.0
		LLLS4634	1	10	10.0
		SILC4031	2	59	29.5
		SILC4130	2	42	21.0
		SILC4131	1	6	6.0
		SILC4132	1	16	16.0
		SILC4133	1	30	30.0
		SILC4134	1	12	12.0
		SILC4135	7	261	37.3
		SILC4137	1	4	4.0
		SILC4138	1	18	18.0
		SILC4531	1	26	26.0
		SPED4030	6	201	33.5
		SPED4132	2	63	31.5
		SPED4332	1	27	27.0
		TCED4010	2	75	37.5
		TCED4012	1	21	21.0
		TCED4033	5	121	24.2
		TCED4034	2	36	18.0
		TCED4231	6	129	21.5
		TCED4232	6	121	20.2
		TCED4233	5	91	18.2
		TCED4331	1	10	10.0
		TCED4333	1	28	28.0
		TCED4631	1	17	17.0
		TCED4633	1	2	2.0
		TCED4738	9	85	9.4
		TCED4798	8	77	9.6
		Group Total	149	3,343	22.4
	graduate	ADSU5010	2	4	2.0
		ADSU6030	4	36	9.0
		ADSU6132	2	38	19.0
		ADSU6233	2	29	14.5
		ADSU6235	2	23	11.5
		ADSU6436	1	21	21.0

3. List of Courses and the frequency of sections included as Organized Classes for Fall 2010 by School:



Key: Num = Total number of organized class sections
 Enrl = Total Duplicated Enrollment in organized class sections
 Avg = Average Organized Class Size (Enrl / Num)

School	Classification	Rubric/Crs. Number	Num	Enrl	Avg
		ADSU6437	1	16	16.0
		ADSU6533	4	43	10.8
		ADSU6638	2	22	11.0
		ADSU6739	5	53	10.6
		COUN5131	2	36	18.0
		COUN5231	2	35	17.5
		COUN5432	1	11	11.0
		COUN5739	5	38	7.6
		COUN6032	2	18	9.0
		COUN6033	3	36	12.0
		COUN6334	2	37	18.5
		COUN6531	1	12	12.0
		COUN6532	3	29	9.7
		COUN6533	1	16	16.0
		COUN6739	2	17	8.5
		ECED5031	1	18	18.0
		ECED5131	1	10	10.0
		ECED5133	1	9	9.0
		ECED5331	1	9	9.0
		EDLS7032	1	19	19.0
		EDLS7033	1	19	19.0
		EDLS7034	1	14	14.0
		EDLS7038	1	3	3.0
		EDLS7138	1	4	4.0
		EDLS7231	1	6	6.0
		EDLS7238	1	20	20.0
		EDLS7637	1	6	6.0
		EDLS7837	1	9	9.0
		EDLS8130	1	16	16.0
		EDLS8530	1	17	17.0
		EDUC6032	6	72	12.0
		EDUC6033	6	68	11.3
		INST5130	2	20	10.0
		INST5131	2	20	10.0
		INST5135	1	11	11.0

3. List of Courses and the frequency of sections included as Organized Classes for Fall 2010 by School:



Key: Num = Total number of organized class sections
 Enrl = Total Duplicated Enrollment in organized class sections
 Avg = Average Organized Class Size (Enrl / Num)

School	Classification	Rubric/Crs. Number	Num	Enrl	Avg
		INST5233	1	5	5.0
		INST5433	1	7	7.0
		INST5635	1	8	8.0
		INST6031	4	87	21.8
		INST6037	1	11	11.0
		INST6437	1	5	5.0
		LLLS5010	1	2	2.0
		LLLS5131	1	5	5.0
		LLLS5134	1	1	1.0
		LLLS5531	1	5	5.0
		LLLS5532	1	8	8.0
		LLLS5533	1	17	17.0
		LLLS5634	1	2	2.0
		LLLS5738	1	12	12.0
		LLLS6131	2	35	17.5
		LLLS6132	1	24	24.0
		LLLS6133	1	26	26.0
		LLLS6231	1	28	28.0
		LLLS6336	1	8	8.0
		SILC5032	1	3	3.0
		SILC5033	1	14	14.0
		SILC6030	6	86	14.3
		TCED5014	1	8	8.0
		TCED5031	1	16	16.0
		TCED5231	1	1	1.0
		TCED5234	1	2	2.0
		TCED6031	1	16	16.0
		TCED6739	1	9	9.0
		Group Total	118	1,391	11.8

