



Office of Institutional Research



University
of Houston
Clear Lake

Pearland Facts at a Glance: *Summer 2011 to Summer 2012*

Published November 2012



OIR Staff:
Peggy Johnson - Associate Director
Miriam Qumsieh - Senior Institutional Research Analyst
Pablo Salinas - Research Analyst II
Mary Ballew - Research Analyst & Assessment Coordinator



University of Houston-Clear Lake
Office of Institutional Research
Enrollment Management Trends: UHCL Pearland Summer Facts at a Glance

This report consists of a 2 year demographic study for Fall terms. The demographic data pages present actual UHCL certified data extracted from a PeopleSoft query for inclusion of each student's most current Academic Plan record. Student level data uses a CBM-001 extract and SCH information is derived from the CBM-001 student report as well. If variance exists when comparing these figures to other previously published reports, it is important to note that these data may follow a different methodology. Totals by school and classification have all been verified with actual certified THECB reports for accuracy.
 For questions please contact OIR. Thank you.

Figure 1: Total UHCL Pearland
N = Actual number of cases; % = Column percent; n/a = not applicable



		Summer 2011 vs. Summer 2012			
		Summer 2011	Summer 2012	Chg.	% Chg.
Headcount:		241	218	-23	-9.5
SCH:		809	741	-68	-8.4

These data are not aggregated by classification (graduate or undergraduate) because of the small cohort.

						1 Year Change	
		Summer 2011		Summer 2012		Summer 2011 vs. Summer 2012	
		N	%	N	%	Chg.	% Chg.
Classification	undergraduate	190	78.8	153	70.2	-37	-19.5
	graduate (incl. Doctoral)	51	21.2	65	29.8	14	27.5
Gender	male	37	15.4	40	18.3	3	8.1
	female	204	84.6	178	81.7	-26	-12.7
Status	Full-time <small>12+sch ugrad / 9+ sch grad</small>	37	15.4	47	21.6	10	27.0
	PT	204	84.6	171	78.4	-33	-16.2
¹ Ethnic Origin	White	110	45.6	86	39.4	-24	-21.8
	Black	23	9.5	28	12.8	5	21.7
	Hispanic	87	36.1	73	33.5	-14	-16.1
	Asian	9	3.7	20	9.2	11	122.2
	Am. Indian	0	0.0	1	0.5	1	n/a
	International	3	1.2	0	0.0	-3	-100.0
	Unknown	4	1.7	1	0.5	-3	-75.0
	Hawaiian/ Pacific Islander	0	0.0	0	0.0	0	n/a
² First Time or Transfer	Yes	17	7.1	23	10.6	6	35.3
	No	224	92.9	195	89.4	-29	-12.9
³ Residency	Harris County	115	47.7	113	51.8	-2	-1.7
	Chambers County	1	0.4	1	0.5	0	0.0
	Brazoria County	63	26.1	45	20.6	-18	-28.6
	Galveston County	24	10.0	25	11.5	1	4.2
	Fort Bend County	16	6.6	18	8.3	2	12.5
	Other Texas Counties	2	0.8	5	2.3	3	150.0
	US Counties not in TX	0	0.0	0	0.0	0	n/a
	Foreign Countries	20	8.3	11	5.0	-9	-45.0

		Summer 2011		Summer 2012		Summer 2011 vs. Summer 2012	
		N	%	N	%	Chg.	% Chg.
Age category	20 or younger	2	0.8	1	0.5	-1	-50.0
	21 to 22	39	16.2	26	11.9	-13	-33.3
	23 to 24	53	22.0	33	15.1	-20	-37.7
	25 to 26	42	17.4	28	12.8	-14	-33.3
	27 to 29	32	13.3	44	20.2	12	37.5
	30 to 32	16	6.6	28	12.8	12	75.0
	33 to 35	17	7.1	16	7.3	-1	-5.9
	36 to 38	14	5.8	8	3.7	-6	-42.9
	39 to 41	8	3.3	13	6.0	5	62.5
	42 to 44	4	1.7	6	2.8	2	50.0
	45 to 47	0	0.0	9	4.1	9	n/a
	48 to 50	7	2.9	5	2.3	-2	-28.6
	51 to 55	4	1.7	1	0.5	-3	-75.0
	56 to 64	2	0.8	0	0.0	-2	-100.0
	65 plus	1	0.4	0	0.0	-1	-100.0
	Average Age		29.7		29.7		0
⁴ Tuition Status	Resident	229	95.0	214	98.2	-15	-6.6
	Non-resident	3	1.2	0	0.0	-3	-100.0
	Foreign waiver or other	9	3.7	4	1.8	-5	-55.6
Semester Credit Hours (SCH)	3 or fewer	65	27.0	55	25.2	-10	-15.4
	4 thru 6	88	36.5	78	35.8	-10	-11.4
	7 thru 9	58	24.1	60	27.5	2	3.4
	10 thru 12	26	10.8	23	10.6	-3	-11.5
	13 thru 15	4	1.7	2	0.9	-2	-50.0
	16 or more	0	0.0	0	0.0	0	n/a
SCH by Location	Pearland ONLY	281	34.7	246	33.2	-35	-12.5
	Pearland Plus Other	528	65.3	495	66.8	-33	-6.3
	<small>CBM-004 data for this var.</small> Total SCH	809	100.0	741	100.0	-68	-8.4
Not Funded	SCH Not Funded	0		0		0	n/a

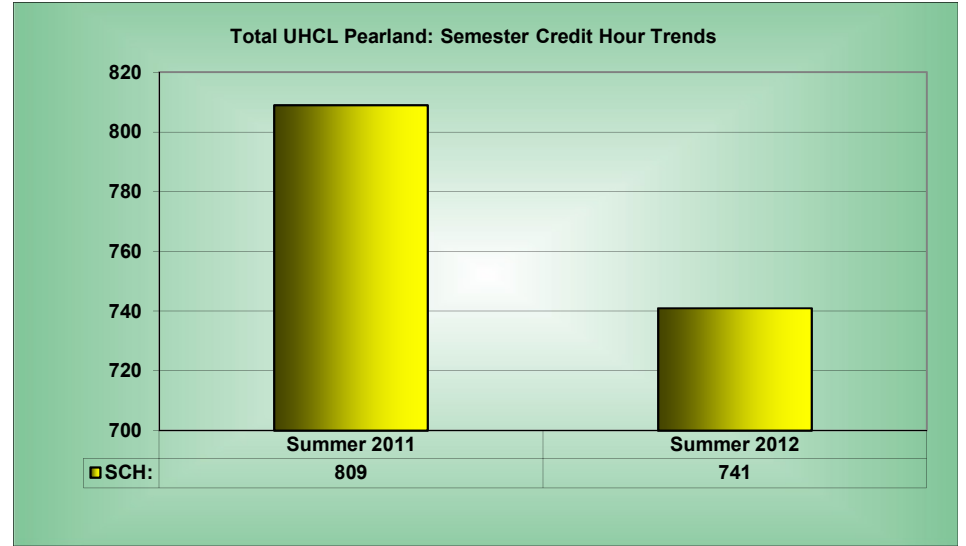
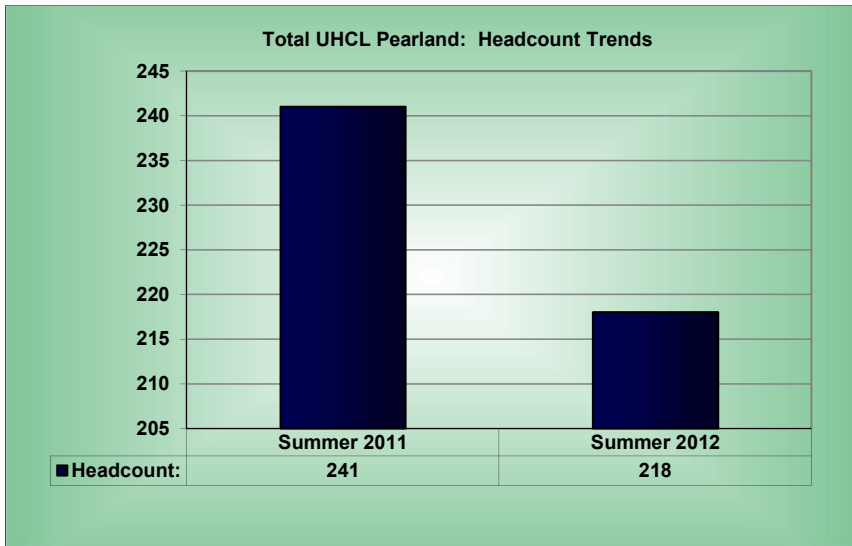
¹ Beginning Summer 2010 Ethnic groups were changed by THECB to: White, Black, Hispanic, Asian, American Indian, International, Native Hawaiian/Pacific Islander and Multi-racial

² First Time or Transfer students are recorded on the certified CBM-001 report and represent students entering the reporting institution for the first time but who have previously attended another postsecondary institution at the same level (e.g., undergraduate to undergraduate or graduate to graduate). This does not include an institution's own graduates who re-enter for further education. This variable does include graduate students who are accepted into a master's or doctoral program for the first time.

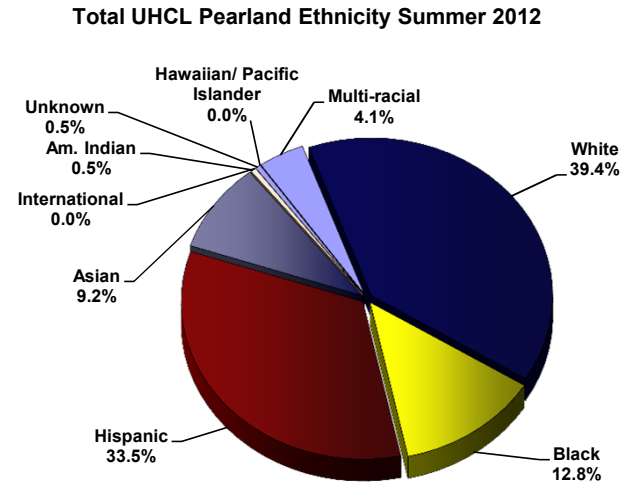
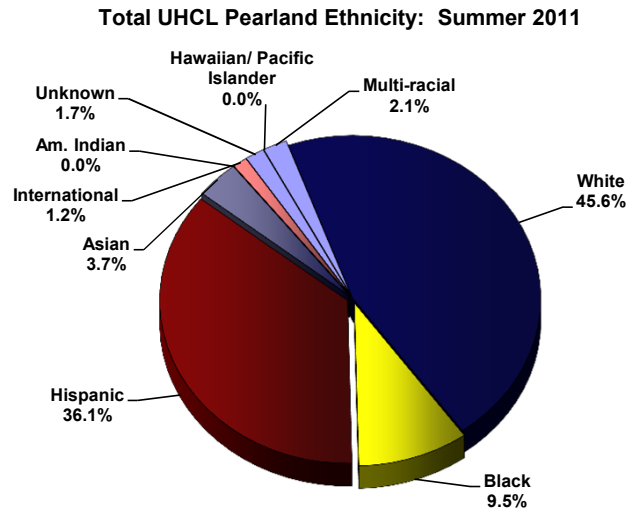
A "No" for this variable would indicate a continuing or returning student.

³ Residency represents the county, state, or foreign country of which the student is a resident as identified by the student as his/her permanent address at the time of application to the institution. This variable should not be used to identify how students are actually charged tuition as other factors are involved in that determination.

⁴ Tuition status indicates the status of the student for tuition purposes. For Spring 2006 new measures were implemented to provide a greater level of accuracy for this variable. However, this variable is not a reliable indicator for how tuition may have actually been charged to students.



Note: Graph scales are automatically calculated by MS Excel



Note: Declared Student Majors (CIP codes) with no UHCL Student enrollment for all Summer terms were not listed below.

All Pearland Student Declared Majors sorted from Largest to Smallest Count by Summer 2012	Summer 2011	Summer 2012
	Count	Count
30999901 Interdisciplinary Studies	107	73
13110100 Counseling	16	31
42010100 Psychology	23	14
13040100 Educational Management	19	12
52020100 Business Administration and Management	4	11
13010100 Education Foundations Certifications no degree	5	8
45040100 Criminology	16	8
510701002 BS in Healthcare Administration - includes HlthAdmPB	4	8
520301002 BS in Accounting - includes AcctBSPB	5	8
30170100 Behavioral Science	8	7
42280100 Clinical Psychology - f10 new cip	0	5
52010100 General Business	2	5
13121000 Early Childhood Education	1	3
54010100 History	2	3
99999999 Non-declared major	1	3
22030200 Legal Studies	1	2
302301002 Multicultural Studies in Education	1	2
310505001 Fitness and Human Performance BS -f10 new cip	2	2
422801001 Behavior Analysis - f10 new cip	0	2
13030100 Curriculum and Instruction	2	1
23010100 Literature	0	1
27010100 Mathematics	1	1
3010400 Environmental Science	0	1
309999401 Interdisciplinary Studies-Healthcare Services BAS	0	1
45020100 Anthropology	2	1
45070100 Geography	1	1
45110100 Sociology	5	1
50070200 BFA in Art and Design	0	1
520301003 BS in Professional Accounting - includes ProActBSPB	1	1
52080100 Finance	1	1
130401002 Educational Management - Doctoral Only	1	0
13131500 Reading	1	0
24010100 Non-Declared HSH major	3	0
40050100 Chemistry	1	0
5020700 Womens Studies	1	0
52029921 Environmental Management	1	0
520301006 BS in Accounting - ACCTGBSPL - Pearland	1	0
52120100 Mgmt Information Systems BS - spg 11 new cip	1	0
9010000 Communication - f10 new cip	1	0
Total	241	218

Undergraduate Pearland Student Declared Majors sorted Largest to Smallest Count by Summer 2012	Summer 2011	Summer 2012
	Count	Count
30999901 Interdisciplinary Studies	107	73
52020100 Business Administration and Management	4	11
13010100 Education Foundations Certifications no degree	5	8
42010100 Psychology	16	8
510701002 BS in Healthcare Administration - includes HlthAdmPB	4	8
520301002 BS in Accounting - includes AcctBSPB	5	8
45040100 Criminology	15	7
30170100 Behavioral Science	6	5
52010100 General Business	2	5
54010100 History	2	3
99999999 Non-declared major	1	3
22030200 Legal Studies	1	2
310505001 Fitness and Human Performance BS -f10 new cip	2	2
23010100 Literature	0	1
27010100 Mathematical Sciences	1	1
3010400 Environmental Science	0	1
309999401 Interdisciplinary Studies-Healthcare Services BAS	0	1
45020100 Anthropology	2	1
45070100 Geography	1	1
45110100 Sociology	5	1
50070200 BFA in Art and Design	0	1
520301003 BS in Professional Accounting - includes ProActBSPB	1	1
52080100 Finance	1	1
40050100 Chemistry	1	0
5020700 Womens Studies	1	0
52029921 Environmental Management	1	0
520301006 BS in Accounting - ACCTGBSPL - Pearland	1	0
52120100 Mgmt Information Systems BS - spg 11 new cip	1	0
9010000 Communication - f10 new cip	1	0
Total	190	153

Graduate Pearland Student Declared Majors sorted Largest to Smallest Count by Summer 2012	Summer 2011	Summer 2012
	Count	Count
13110100 Counseling	16	31
13040100 Educational Management	19	12
42010100 Psychology	7	6
42280100 Clinical Psychology - f10 new cip	0	5
13121000 Early Childhood Education	1	3
30170100 Behavioral Science	2	2
302301002 Multicultural Studies in Education	1	2
422801001 Behavior Analysis - f10 new cip	0	2
13030100 Curriculum and Instruction	2	1
45040100 Criminology	1	1
130401002 Educational Management - Doctoral Only	1	0
13131500 Reading	1	0
Total	51	65