

Office of Institutional Effectiveness

Total UHCL Enrollment History by
Term - 1989 to current Semester
June 2016

University of Houston-Clear Lake
 Office of Institutional Effectiveness
 Total UHCL Enrollment History by Term - 1989 to current semester
 Report Published: June 2016

Fall

1989	1990	1991	1992	1993	1994	1995	1996	1997	1998	1999	2000	2001	2002	2003	2004	2005	2006	2007	2008	2009	2010	2011	2012	2013	2014	2015
7,450	7,560	7,207	7,281	7,194	7,229	7,095	6,968	6,947	6,805	7,114	7,580	7,738	7,753	7,776	7,785	7,853	7,706	7,522	7,658	7,643	8,099	8,185	8,153	8,164	8,665	8,906

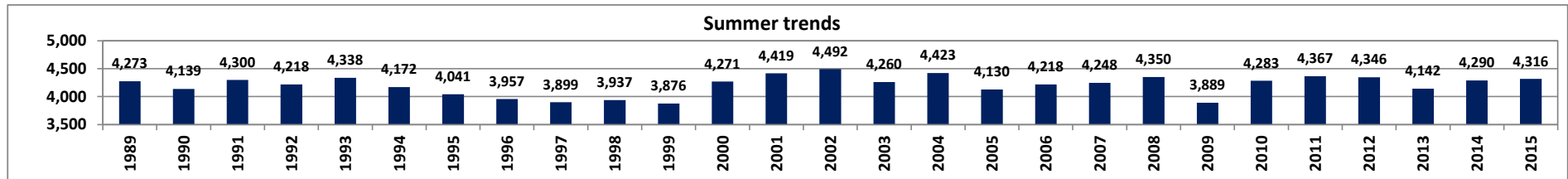
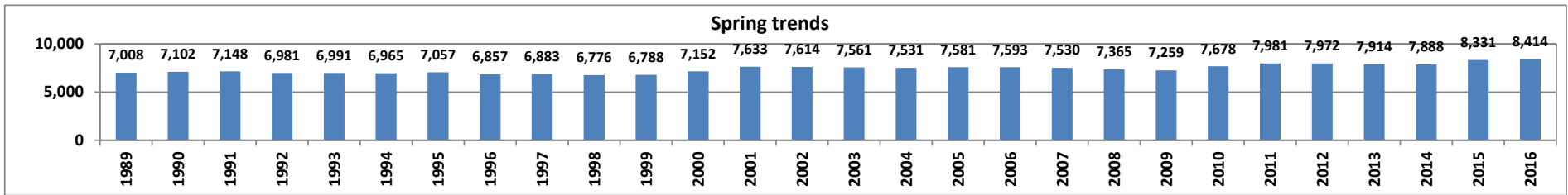
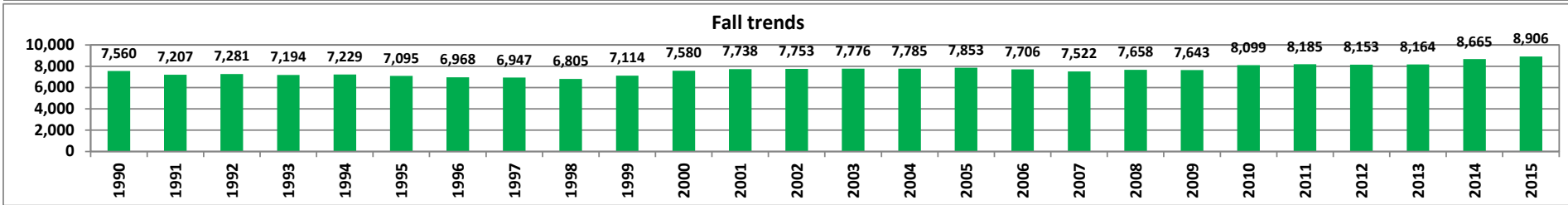
* THECB published figures may differ slightly from OIE.

Spring

1989	1990	1991	1992	1993	1994	1995	1996	1997	1998	1999	2000	2001	2002	2003	2004	2005	2006	2007	2008	2009	2010	2011	2012	2013	2014	2015	2016
7,008	7,102	7,148	6,981	6,991	6,965	7,057	6,857	6,883	6,776	6,788	7,152	7,633	7,614	7,561	7,531	7,581	7,593	7,530	7,365	7,259	7,678	7,981	7,972	7,914	7,888	8,331	8,414

Summer

1989	1990	1991	1992	1993	1994	1995	1996	1997	1998	1999	2000	2001	2002	2003	2004	2005	2006	2007	2008	2009	2010	2011	2012	2013	2014	2015
4,273	4,139	4,300	4,218	4,338	4,172	4,041	3,957	3,899	3,937	3,876	4,271	4,419	4,492	4,260	4,423	4,130	4,218	4,248	4,350	3,889	4,283	4,367	4,346	4,142	4,290	4,316



University of Houston-Clear Lake
 Office of Institutional Effectiveness
 Total UHCL Enrollment History by Term - 1989 to current semester
 Report Published: June 2016

Total UHCL Semester Credit Hour History by Term and on/off campus (when available) - 1989 to current semester

Please note that SCH prior to year 2000 were extracted from hard-copy documentation that was stored in the OIE office, total SCH figures may have variance compared to other published documents.

Fall Total SCH by on and off campus is not available in OIE records for earlier terms.

	1989	1990	1991	1992	1993	1994	1995	1996	1997	1998	1999	2000	2001	2002	2003	2004	2005	2006	2007	2008	2009	2010	2011	2012	2013	2014	2015
On Campus											54,977	57,977	59,557	57,777	58,379	58,247	56,971	53,375	51,118	50,368	50,212	51,673	50,988	48,886	49,908	55,163	60,767
Off Campus											3,195	3,993	4,470	4,758	5,415	5,811	8,637	10,707	11,952	13,454	14,469	16,963	18,867	20,369	20,751	21,863	20,137
Total SCH	55,570	56,105	54,012	54,322	54,273	55,743	54,543	54,483	54,829	54,637	58,172	61,970	64,027	62,535	63,794	64,058	65,608	64,082	63,070	63,822	64,681	68,636	69,855	69,255	70,659	77,026	80,904

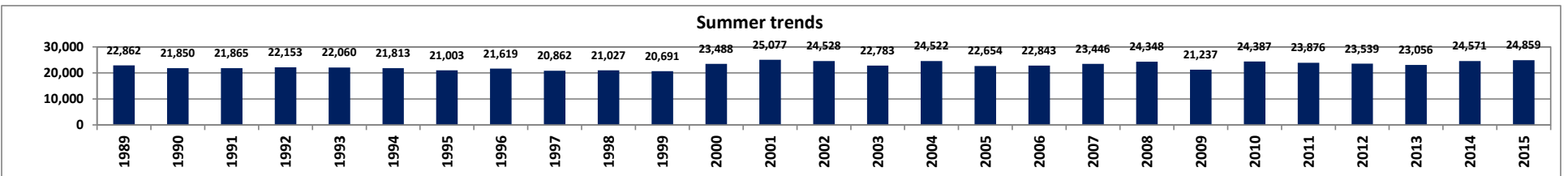
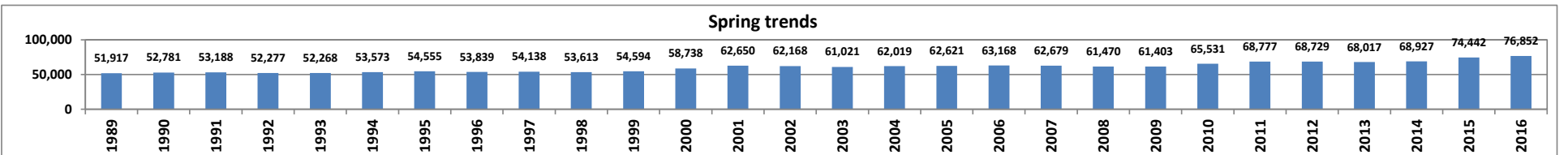
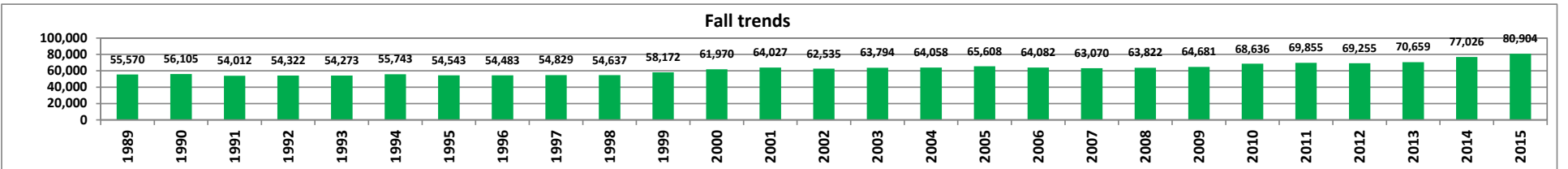
THECB published figures may differ slightly from OIE.

Spring

	1989	1990	1991	1992	1993	1994	1995	1996	1997	1998	1999	2000	2001	2002	2003	2004	2005	2006	2007	2008	2009	2010	2011	2012	2013	2014	2015	2016
On Campus												55,087	58,900	58,099	56,059	56,665	55,760	54,105	51,921	48,822	47,780	49,746	49,142	49,145	47,288	48,902	53,337	54,587
Off Campus												3,651	3,750	4,069	4,962	5,354	6,861	9,063	10,758	12,648	13,623	15,785	19,635	19,584	20,729	20,025	21,105	22,265
Total SCH	51,917	52,781	53,188	52,277	52,268	53,573	54,555	53,839	54,138	53,613	54,594	58,738	62,650	62,168	61,021	62,019	62,621	63,168	62,679	61,470	61,403	65,531	68,777	68,729	68,017	68,927	74,442	76,852

Summer

	1989	1990	1991	1992	1993	1994	1995	1996	1997	1998	1999	2000	2001	2002	2003	2004	2005	2006	2007	2008	2009	2010	2011	2012	2013	2014	2015
On Campus												21,448	23,025	21,753	19,897	20,529	18,097	16,765	16,196	15,517	13,055	13,934	12,216	11,007	10,698	10,742	11,368
Off Campus												2,040	2,052	2,775	2,886	3,993	4,557	6,078	7,250	8,831	8,182	10,453	11,660	12,532	12,358	13,829	13,491
Total SCH	22,862	21,850	21,865	22,153	22,060	21,813	21,003	21,619	20,862	21,027	20,691	23,488	25,077	24,528	22,783	24,522	22,654	22,843	23,446	24,348	21,237	24,387	23,876	23,539	23,056	24,571	24,859



Please note that data may represent totals where UH-Clear Lake figures vary slightly to THECB published figures due to any number of factors, including variance such as Fall 2005 where OIE included flex in their figures and THECB excluded them.