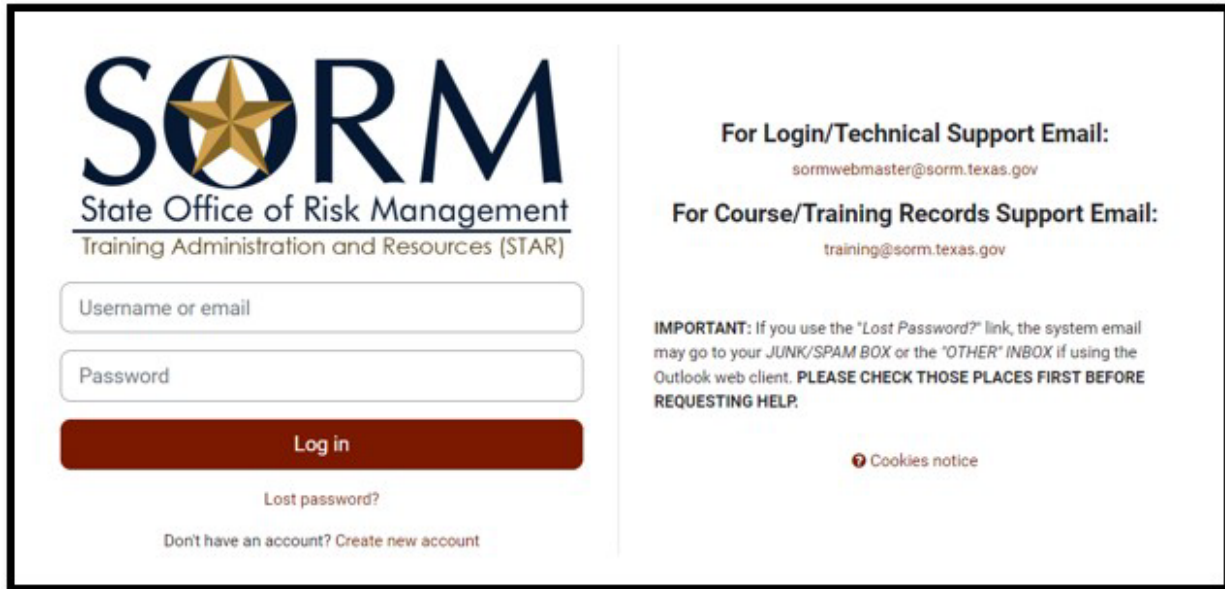


How to Register for Drivers Safety Training

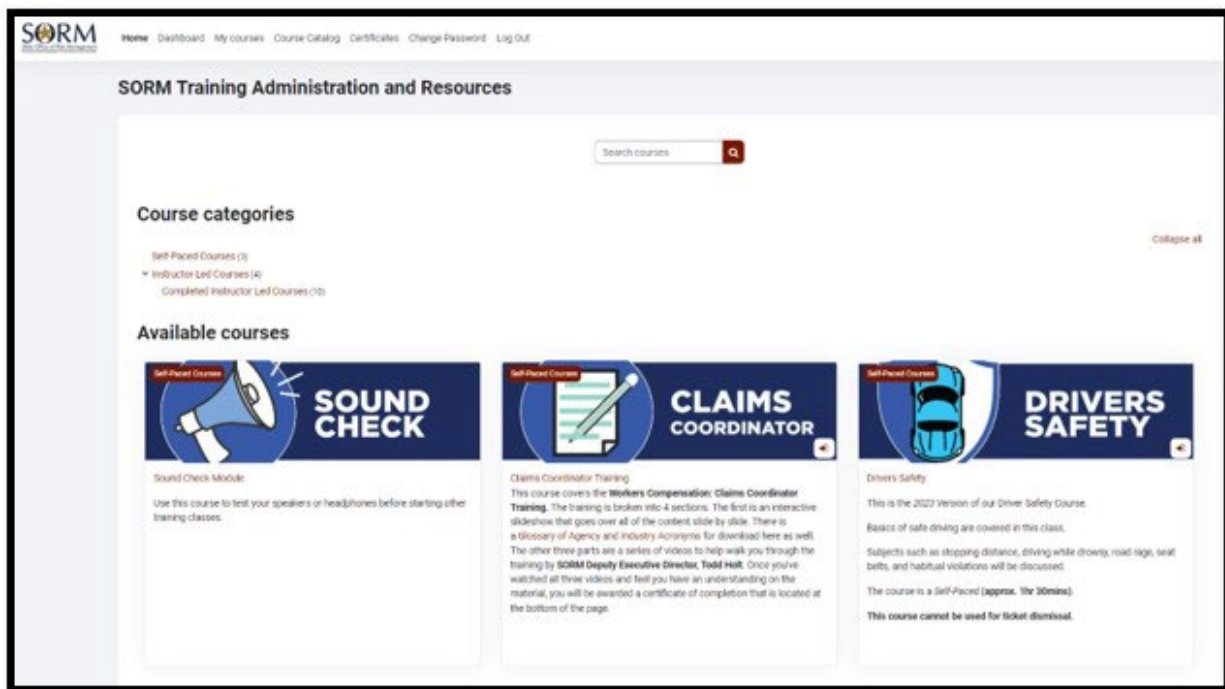
Click the link (<https://www.sorm.state.tx.us/moodle/login/index.php>) to the training portal.

If you haven't already, you will need to create a new account.



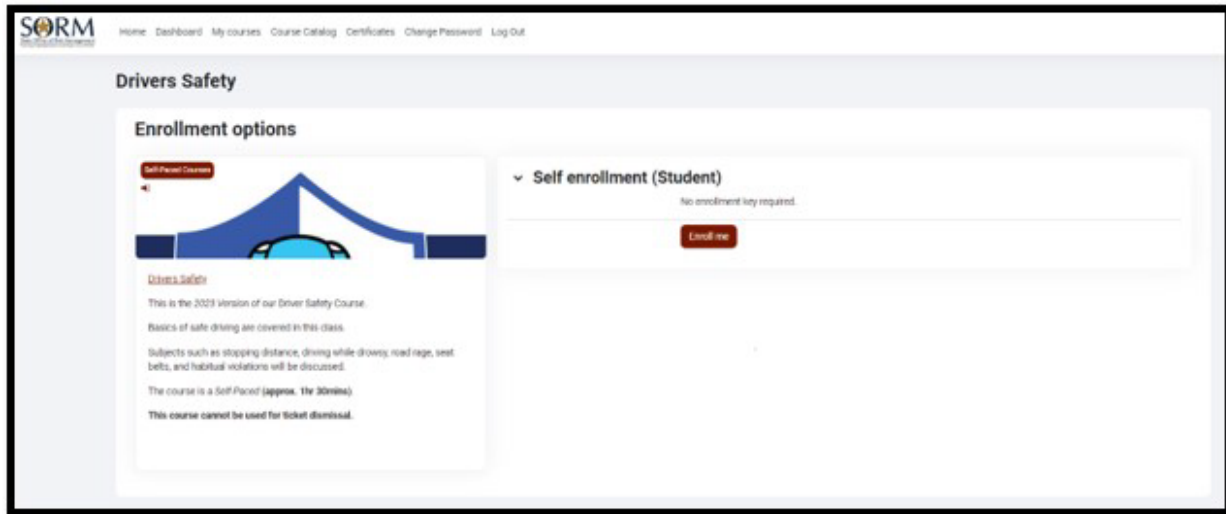
The screenshot shows the SORM (State Office of Risk Management) login page. On the left, there is a logo with a gold star and the text "SORM State Office of Risk Management Training Administration and Resources (STAR)". Below the logo are two input fields: "Username or email" and "Password". A red "Log in" button is positioned below these fields. Under the button, there are links for "Lost password?" and "Don't have an account? Create new account". On the right side, there are two email addresses for support: "For Login/Technical Support Email: sormwebmaster@sorm.texas.gov" and "For Course/Training Records Support Email: training@sorm.texas.gov". An important note states: "IMPORTANT: If you use the 'Lost Password?' link, the system email may go to your JUNK/SPAM BOX or the 'OTHER' INBOX if using the Outlook web client. PLEASE CHECK THOSE PLACES FIRST BEFORE REQUESTING HELP." At the bottom right, there is a "Cookies notice" link.

Follow the prompts, which will eventually lead to the training page. Click [Drivers Safety](#).



The screenshot shows the SORM Training Administration and Resources page. At the top, there is a navigation bar with links: Home, Dashboard, My courses, Course Catalog, Certificates, Change Password, and Log Out. Below the navigation bar, the page title "SORM Training Administration and Resources" is displayed. A search bar labeled "Search courses" is located on the right. Under the heading "Course categories", there are three links: "Self-Paced Courses (3)", "Instructor Led Courses (4)", and "Completed Instructor Led Courses (10)". Below this, the "Available courses" section features three course cards. The first card is "SOUND CHECK" with a megaphone icon, described as a "Sound Check Module" for testing speakers or headphones. The second card is "CLAIMS COORDINATOR" with a pencil icon, described as "Claims Coordinator Training" covering the "Workers Compensation: Claims Coordinator Training". The third card is "DRIVERS SAFETY" with a car icon, described as the "2023 Version of our Driver Safety Course" covering basics of safe driving. Each card includes a brief description and a "View course" button.

Enroll in the course.



Click [Driver Safety Presentation](#) to start the course. The training is approximately 1hr 30min long. It's an interactive, self-paced course.

