
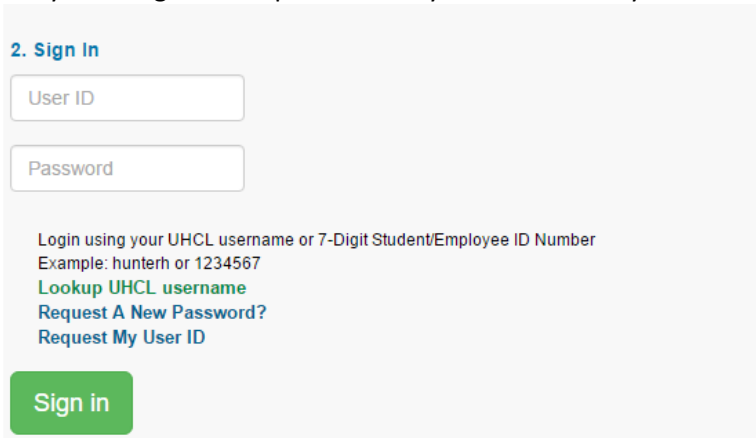



## Accessing Campus Solutions

In order to access Campus Solutions(PeopleSoft), you will need to follow the following steps

Steps	Descriptions
1.	Access E-Services by going to <a href="http://www.uhcl.edu/eservices">www.uhcl.edu/eservices</a>
2.	<p>Click on the <b>Faculty and Staff</b> tab. Select the <b>Campus Solutions</b> Icon</p> <p><b>UHCL E-Services Login</b></p> 
3.	<p>Enter your 7 digit ID and password or you can also use your UHCL username and password. Click on <b>Sign In</b></p> 
4.	You should now be signed in and begin navigating around the system.
5.	<p>To log out of the system, click on  . The system will display a dropdown to select Sign out.</p> 