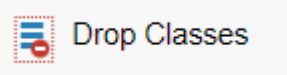
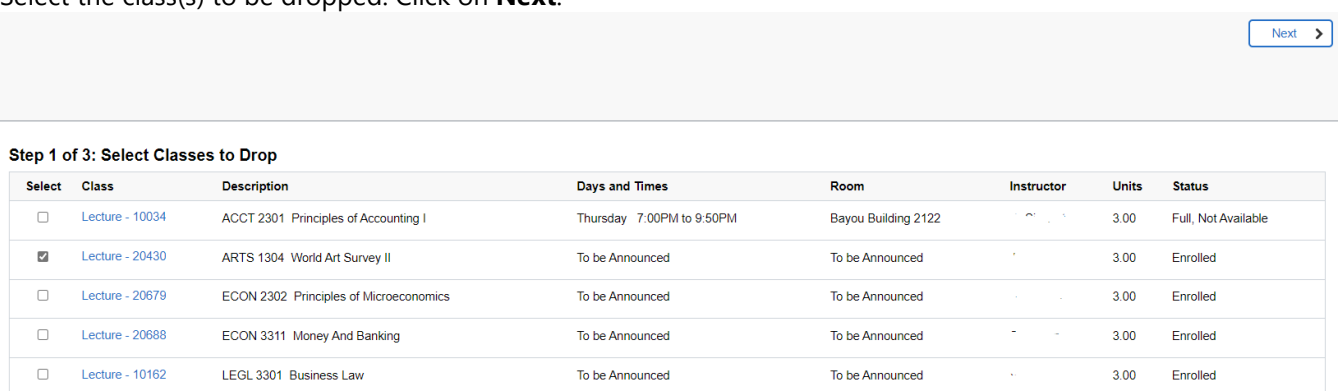
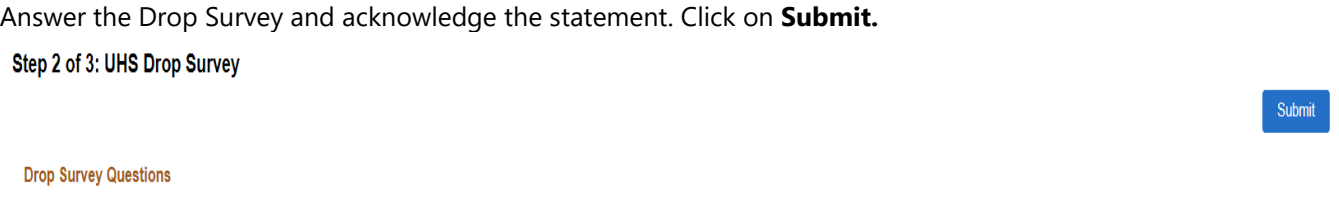
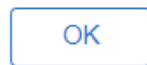
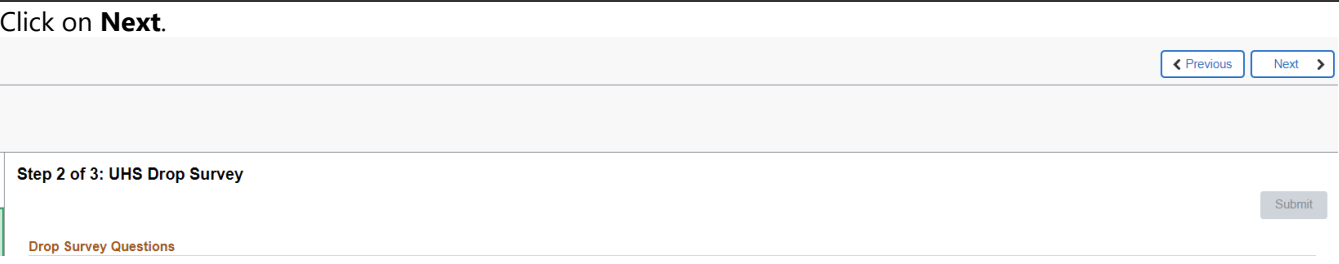





Dropping a Class (Manage Classes tile)

Steps	Descriptions
1.	Access the UHCL E-Services page at www.uhcl.edu/eservices . Enter your UHCL network ID and password or your 7 digit ID and password.
2.	Click on the Manage Classes tile.
3.	On the left side menu bar, select Drop Classes . 
4.	Select the class(s) to be dropped. Click on Next . 
5.	Answer the Drop Survey and acknowledge the statement. Click on Submit . 
6.	Click on OK . Please click 'Next' to complete drop. (32703, 1) 
7.	Click on Next . 

8.	<p>Click on Drop Classes.</p> <p>Step 3 of 3: Review Classes to Drop Drop Classes</p> <table border="1"><thead><tr><th>Class</th><th>Description</th><th>Days and Times</th><th>Room</th><th>Instructor</th><th>Units</th><th>Status</th></tr></thead><tbody><tr><td>Lecture - 20430</td><td>ARTS 1304 World Art Survey II</td><td>To be Announced</td><td>To be Announced</td><td></td><td>3.00</td><td>Enrolled</td></tr></tbody></table>	Class	Description	Days and Times	Room	Instructor	Units	Status	Lecture - 20430	ARTS 1304 World Art Survey II	To be Announced	To be Announced		3.00	Enrolled
Class	Description	Days and Times	Room	Instructor	Units	Status									
Lecture - 20430	ARTS 1304 World Art Survey II	To be Announced	To be Announced		3.00	Enrolled									
9.	<p>Click on Yes.</p> <p>Confirm that the following class(es) are to be dropped</p> <p style="text-align: center;"><input type="button" value="Yes"/> <input type="button" value="No"/></p> <p>Click on OK.</p> <p style="text-align: center;">Y</p> <p style="text-align: center;"><input type="button" value="OK"/> <input type="button" value="Cancel"/></p>														
10.	<p>The system will indicate if you have successfully drop the class.</p> <p> ARTS 1304 - World Art Survey II This class has been dropped.</p>														
11.	<p>Click on  or  to return to the Home Page.</p>														